GENERAL CATALOGUE 2011

profilitec

positive profile

floor profiles 1

stair nosing profiles 2

wall profiles 3

expansion joints 4

systems for balconies 5

mattings 6

skirting boards and corner protections 7

profiles and accessories for laying 8













5 incomparable profile

6 company profile

10 profile and ideas always growing

12 philosophical and quality profile

14 products and general index

214 display panels for showrooms

216 sales support profile

220 installation profile

222 profile of raw materials and alloys

224 contract specification items

227 codes and colours profile

incomparable profile

10 concepts to summarize key features and benefits

Improved mechanical fixing

A patented design utilising a dove-tailed inner cove creates an improved mechanical fix for both grout and adhesive, providing long term performance. Patented system.

Optimum thickness

All profiles are manufactured at the optimum thickness to ensure the best possible product performance.

Quality control

Quality control procedures are implemented at every stage of our production processes to guarantee standards and provide you with a quality you can feel.

Certified raw materials

All raw materials used in our manufacturing processes are of the highest quality and our supply chain management systems ensure that all materials meet the required standards.

Optimal length

All profiles are supplied in lengths to meet most European norms, ensuring minimum wastage in both wall and floor applications.

A complete range

8 product families provide an extensive range of solutions for most installation requirements - your one-stop shop for wall and floor profiles!

Innovative design

Market knowledge combined with the flair of Italian design ensure that our profiles have functionality and aesthetics at the forefront of their design, meeting the requirements of the latest market trends.

Solutions

Our extraordinary technical creativity, combined with our knowledge and expertise in our field, gives us the capability to invent solutions to solve installation problems, a fact backed by the number of patents we have on unique designs.

Service

Products alone cannot answer our customers' needs. Unparalleled service in terms of speed of delivery and customer support, coupled with over 1 million metres of stock, ensures that we meet our customer expectations.

Expertise

With 40 years experience in the market we have built a wealth of expertise that allows us to offer you peace of mind when specifying a Profilitec profile.

company profile

Since 1966 our group has represented one of the benchmark producers in the profiles sector on the European market. Over the years production has grown and diversified and we have thus matured as a company of high technical ability, able to propose a wide variety of innovative solutions for floor and wall coverings with a complete range of profiles, by paying special attention to tile trims for top professional performance, yet without neglecting other coverings such as marble, wood or particular laminates for commercial/industrial flooring with a series of multipurpose joint profiles.

We are well consolidated in the domestic market and present in more than 65 countries. Our extensive network of sales outlets and wholesale distributors has enabled us to become well

structured and ever more highly regarded by large project developers we have supplied and reliably supported without any language barrier whatsoever: our technical and sales support team operates in 10 different languages.

The quest for problem solving of floor and wall coverings laying needs represents our driving force. Since 1994 our main manufacturing processes have been rigorously tested and the quality inspected with particular emphasis on alloys and aggregate components of the materials employed. We pay special attention to building developers as they are faced with many problems during the laying phase, due to necessary compliance with local construction norms and regulations. Working closely with architects, project developers and building site foremen enables us to acquire great experience and sensibility to all private and public working projects. Therefore we are able to provide considerable technical assistance for product installation. Periodical news letters are sent out to keep our customers up-to-date with new product innovation.

Our managerial team implements scheduled work shops to all its sales and administrative personnel in order to keep everyone well coordinated. There is of course a customer service direct line for any technical or commercial assistance required during working hours.

PROFILITEC® attends most international fairs where we are always keen to meet our customers who increase by the thousand each year. In fact, over 10 millions metres of our profile lengths are laid every year.

We wish to thank here all our valuable and respected clients who over the years have prospered with us.

company profile

PVC - thermoplastic resin forming, synthetic resin and metal extrusion processing, steel bending, profiles anodisation, metal polishing, flange perforation or drilling, surface cladding or powder coating finishings, the products self-adhesive preparation, up to the final packaging…it is all done in one place, through the equipment in our facilities, where computerized systems operate in synchrony allowing us to maintain full control over production and to customize a product from the standard production lines.

We do not believe in cutting corners as regards material, as we must offer what is best:

- Certified raw material at origin guarantees high performance and endurance.
- Quality inspected production stages.
- The gauge and workmanship of the finished article must ensure performance for the installation requested for mechanical stress and specific purpose.

We believe that offering a high quality product serves as the best referral to our clients.

A wide selection of profiles with state of the art production needs to be necessarily supported by an adequate warehouse stock and prompt delivery backed up by a reliable logistic service!

Over 10.000 m² designated for warehouse product stocking, with millions of metres of profiles ready to be despatched, in order to enable us to be extremely rapid and punctual.

The articles are already packaged and placed for handling so that the product is protected and the warehouse-staff operates in safety. All glossy or polished profiles are protected by a plastic film and the heavier articles are delivered in wooden crates which are ideal for long distance freights.

Merchandise is dispatched within 24 hours from order receipt and delivered all around Europe in a few days.

PROFILITEC®: anywhere in the world,

- to solve unpredicted problems on work site in a few hours time,
- to propose an innovative and qualitative solution within the tender's budget.

Try us!

milestones
profile and ideas always growing

1966 - 2000

1966 Foundation



Mechanical grip
The "dovetail" internal cavity, exclusive patented system, helps lock grout into the gap between the profile and the tile. The wide perforations allow maximum penetration of adhesive through the profile, locking it into place as one unit with the tile adhesive and substrate.

Clip System
is applicable with the stair-nosings Stairtec FS series and the cove base expansion corner joint Coflex CR associated to the popular TR and KJ profiles. With this combination is possible to obtain the correct height of the profile for any thickness. This drastically reduces the stock.

RJE co-extruded
Exclusive manufacturing system of profiles with the simultaneous extrusion of two different resin polymers. High quality appearance.

Multiclip®
for wooden floors, especially laminate flooring systems. It is composed of a fixing base, one or more synthetic resin clips, in order to match with 8 different floor thicknesses. Patented system.

2001 - 2005

Systems for balconies
BR profile, patented system, allows to finish the terrace edge with a profile completely replacing the use of the popular but problematic marble edges.

Wall protections
A series of profiles with an innovative dual-colours system "bicolour design": coordinating wall strips, protection guards and skirtings.



Expansion joints
A complete technical proposal to support projects and to solve problems arising from expansion joints and seismic provisions. Modular and fitted elements distinguish these new conceived profiles which guarantee an incomparable range of applications.



Dual-colours skirtings "bicolor design"
The new patented article BI 800, made of two elements in view, allows to match two differing types of materials thus realising new and innovative finishes.

2006 - 2009

Modular stair nosing
Our new stair nosing, incorporating an optional modular riser, provides step edge protection combined with improved edge definition in line with the most recent safety guidelines.

Stainless steel line
The implementation of our stainless steel line anticipates the design trend of the subsequent years.

Series "Mosaictec"
A complete system conceived to match vitreous mosaic small thickness. Innovative series of finishing profiles to make particular design effects.

Stainless Steel IS-IX
Brushed and sand finishes

Anti-slip systems
Innovative anti-slip metal solutions for the steps. Two different integrated solutions: in silver anodised aluminium and in stainless steel, for marble or wooden stairs to create beautiful aesthetic effects.

Skirting board "Plano Design"
Revolutionary system to make a skirting built into the wall structure, being fitted with the plaster and plasterboard for a flush finish.

2010 - 2011



"Thin" Line
A dedicated range of profiles for floors, stair nosings, wall coverings and expansion joints, conceived and created for the new trend of slow thickness tiles.



Multiline
Innovative skirting, care and evidence of architectural details. New multiline section, in line with market trends.



Bordertec BCO
Water drip profile with drain holes, invisible draining holes, new finishes Corten and micaceous.

Co-extruded metacrylate
Squarejolly SJ-PM is a co-extruded profile with the visible part available also in metacrylate, material from undisputed quality and durability.

BIM Skirting
The first technical solution to avoid the cut of the insulating matting.

"Minimal design" skirting
Minimal design skirting, available also with new finishes: corten, for a retrò design and grey micaceous "cast iron effect".

Philosophical and quality profile

100% VALUES +

AN UNMISTAKABLE PROFILE

Our strengths allow you to make the best of choices

WORKING AS A TEAM

Full control of our processes assures top quality

A COMPLETE RANGE

8 Product families, innovative solutions, a truly specialist focus

100% PRODUCTS

A UNIQUE VISION



We avoid conventional schemes, innovating from unusual perspectives

AN EXCELLENT SERVICE

Products and solutions are not sufficient unless supported by stock and excellent service

LASTING RELATIONS

40 years of an incredible shared experience.
A journey with partners over many years

profilitec
positive profile

products and general index

16 floor profiles

profiles to apply while laying:

18 Trimtec TR
20 Trimtec SR
21 Bordertec BSR
24 Squarejolly SJ-IL SJ-AS
25 Squarejolly SJ-OL SJC
26 Cubetec CU-FI
27 Covertec EP
28 Zerotec ZRM
29 Roundtec RD
30 Zerotec ZR
31 Ramptec ZRR
32 Linetec AD
33 Linetec MB
34 Linetec PT
35 Bending equipment

22 profiles for ultra thin floors

22 roundjolly RJ 45
23 Mosaictec SJM

profiles for floors at the same level:

36 Covertec SP
38 Striptec ST
39 Striptec STB
45 Linetec PQ-PU

profiles for floors at different level:

40 Leveltec RP-RPR
42 Variotec DC
43 Variotec DK
44 Variotec DR-DS-LS
45 Leveltec ZP-PR-PQ-PU

46 special profiles for wooden and laminate floors

49 Multiclip® CLG 370
50 Multiclip® CLF 450
51 Multiclip® CLF 490
52 Multiclip® CLP 270
53 Multiclip® CLS 250
54 Multifix CLG 300
56 MultiCover CLG-CLF
57 Woodtec LT
58 Woodtec LP
59 Woodtec LG
60 Polifoam PFF

61 profiles for carpet and vinyl floors

62 Carpetec MG
63 Carpetec MA-MS-MD
64 Carpetec MP
65 Linotec AP-AV-SC

66 stair nosing profiles

stair profiles to apply while laying:

68 Stairtec FSF
69 Stairtec FSL
70 Stairtec FS
71 Stairtec FI
72 Stairtec FW
73 Stairtec SR
74 Stairtec FL ON-AS
75 Stairtec FL IL
76 Series RD-RJ
77 Squarejolly SJ

78 profiles for thin steps

78 Roundjolly RJ 45 SJM 44
79 Stairtec FO
80 Stairtec SW
81 Stairtec SWR

stair profiles to apply after laying:

82 Stairtec SI
83 Stairtec AE
84 Stairtec SE
85 Stairtec SA
86 Walktec SWH
87 Stairtec SL

stair nosing for carpet and PVC:

88 Stairtec SM
89 Stairtec SC-SM

90 wall covering profiles

profiles to apply while tiling:

92 Squarejolly SJ
94 Squarejolly SJ-P /PM
95 Filojolly RJF
96 RoundJolly® RJ
97 RoundCapsule RJC-RJI
98 RoundJolly® RJE
100 KeraJolly KJ

102 series Mosaic and ultra thin tiles

103 Listec LI 20
104 Mosaictec RJM
105 Mosaictec RJF
106 Mosaictec SJM
107 Mosaictec BT and CRM
108 Mosaictec LIM 51
109 Mosaictec LIM 44
110 Planotec BP
111 Squarejolly SJQ
112 Listec LI 15
114 Listec LI 22

corner protections:

116 RoundCorner RO
117 KeraCorner CO
118 RoundCorner RE

internal corner junction coves:

119 RoundCove RI-RF
120 Coflex CR
121 Sanitec IC
122 InterJolly IJ
123 Sanitec SB

126 expansion joints

expansion joints and perimeter joints for thin bed applications:

128 Coflex CE
129 Coflex CA
130 Coflex CAJ-CAJP
131 Coflex CTL
132 Coflex CB
133 Coflex CBL
134 Coflex CK

expansion joints for screed and deep bed fixing:

135 Coflex CKM
136 Coflex CMB
137 Coflex CM
138 Coflex CF
139 Coflex CD
140 Coflex CTM
141 Coflex CR

structural joints:

142 Jointec GE-GEL
143 Jointec GR-GRL
144 Jointec GRM
145 Jointec GM-GML
146 Jointec GAL
147 Jointec GA
148 Jointec GH
149 Jointec GW
150 Jointec GS
159 Jointec GI-GIL

perimeter structural joints and joint covers:

151 Jointec P
152 Jointec GD-GDL
153 Jointec GDM
154 Copritec CPM
155 Copritec CP

joints for industrial floors:

156 Jointec GC
158 Jointec GT

160 profiles and systems for balconies and terraces

162 Bordertec BD-BDC
163 Bordertec BBS-BCS
164 Bordertec BCO
165 Bordertec BSR
166 Bordertec BO
167 Bordertec BOS
168 Bordertec BR
169 Bordertec BTR
170 Skirting BIM
171 Copridrain PD



172 mattings

174 Foiltec
176 Soltec
178 Draintec 8
182 Bandtec
183 Supports
184 Polifoam

186 skirting boards and wall protections

188 Skirting BAR
190 Skirting BA 400
192 Skirting BI Bicolor
194 Skirting BA
196 Skirting BI
198 Skirting BT
199 Skirting BIM
200 Plano BF
202 Plano PS130
203 Wallprotection WB
204 Wallprotection WP
205 Wallprotection WA

206 profiles and accessories for laying

208 Tile Spacers
210 Magnets MAG
211 Entrytec BU
212 Stair carpet accessories
213 Custom designed profiles

floor profiles

Jointing of different material coverings, compensation of differing heights, contouring of edges, terminal finish with traditional profile materials or innovative ones to provide a modern look.

A complete range of profiles for floor coverings created specifically for tile and marble laying and a comprehensive series of profiles suitable for edging and finishing a large variety of coverings known on the market.

We offer both technical and decorative solutions. Simple sections for essential, discreet finishes. Or more decorative solutions, which add aesthetically to surfaces while remaining in harmony with surroundings and ceramics. A vast range to offer specific solutions aimed at guaranteeing a state of the art detailed floor covering job.

multipurpose floor profiles

trimtec™ TR

TRIMTEC TR is a complete range of brass, aluminium and stainless steel trim profiles designed to allow a faster and proper laying of floor coverings independent of tile size or type of finishing and edging required. **TRIMTEC TR** is supplied in different heights ranging from 2 mm to 30 mm to match the thickness of tiles normally produced. The dovetail internal cavity groove of the profile improves the grip action of the grout whether for vertical or horizontal tile laying.

Illustrated scale dimension 1:1

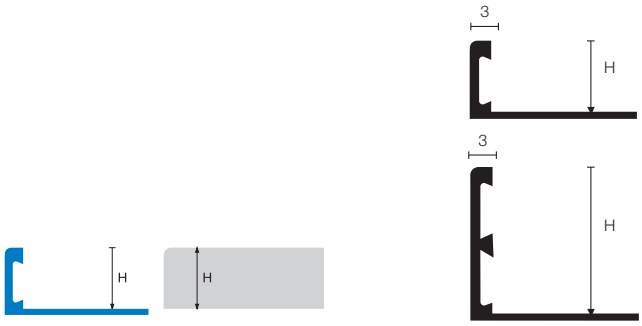



TRIMTEC TR profiles are conceived for tile laying but can be well used also with other types of flooring such as marble stone, wood, industrial resin floors, and natural stone floors.

TRIMTEC TR are mainly used as transition trims between two types of floors (between tiling and carpeting for instance) and are adaptable as expansion joints when 2 lengths are laid face to face with filler poured in the gap. They can be used as ceramic skirting edging as well as terminal finish and protection for any given height of the floored area. In some cases also as entrance mat framing.



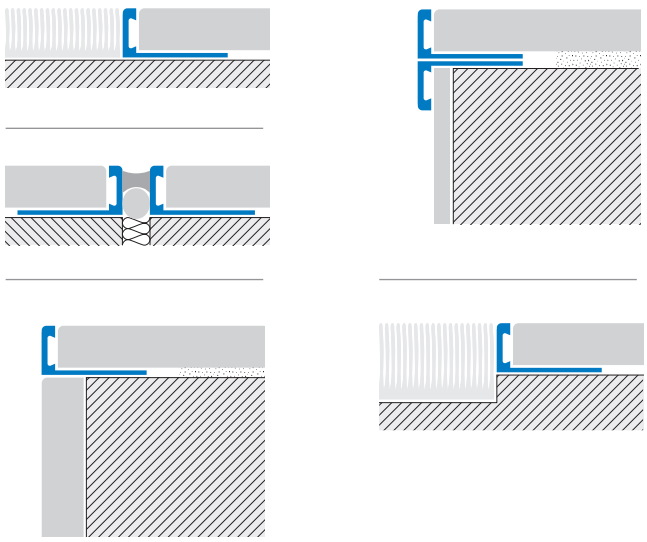

INSTALLATION:

1) Choose the trim size according to the thickness of the tile. The trim must not exceed the height of the tile but should be at least 0.5 ÷ 1 mm lower.

2) Apply tile adhesive to area to be tiled.

3) Cut trim to required length. Reserve extra space for linear expansion. The perforated flange of the trim is then firmly bedded into the adhesive and aligned.

4) Trowel extra adhesive over the perforations and the dovetail groove in the vertical section.

5) A tiny gap of approx. 0.5 ÷ 2 mm is left between trim and tile for the final grouting to be carried out.

TRIMTEC TR-ON Natural Brass

This brass profile is developed with prime choice raw material in order to guarantee tolerance and endurance to chemical and mechanical solicitations. It is quite suitable for heavy industrial traffic areas as well as for domestic use where brass is always appreciated. Through contact with moisture or corrosive media brass may oxidize on exposed surfaces. This situation can be easily solved by buffing the product with a conventional polisher to return to its original shine.

Available also in polished brass, code OL.

Material: Extruded Natural brass
Length: 2,70 metres
Lengths: 0,90 / 1,35 metres
Anchorage improved on vertical side

"ultra-thin"line

H=mm	Art.
2	TR 20 ON
3	TR 30 ON
4,5	TR 45 ON
6	TR 60 ON
8	TR 80 ON
10	TR 100 ON
12,5	TR 125 ON
15	TR 150 ON
17,5	TR 175 ON
20	TR 200 ON
22,5	TR 225 ON
25	TR 250 ON
27,5	TR 275 ON
30	TR 300 ON

TRIMTEC TR-IL Polished Stainless Steel AISI 304 - DIN 1.4301 and AISI 316

This stainless steel profile is AISI 304 standard which ensures high tolerance to most of diluted chemicals found in laboratories or strong detergents present in food processing plants, commercial kitchens, slaughter houses, breweries, public toilets, hospitals etc. The shape of the profile is slightly different from the brass version, due to the steel bending process. The choice of AISI 316 as standard is suggested for marine environments and in case of exposition to harsher chemical agents like diluted chlorine.

Available in top brushed effect - code: IS.

Material: Polished Stainless Steel AISI 304
▲ Stainless steel AISI 316
Length: 2,70 metres
Lengths: 0,90 / 1,35 metres

"ultra-thin"line

	H=mm	Art.
	4,5	TR 45 IL
▲	6	TR 60 IL
▲	8	TR 80 IL
▲	10	TR 100 IL
▲	12,5	TR 125 IL
▲	15	TR 150 IL
	17,5	TR 175 IL
	20	TR 200 IL
	22,5	TR 225 IL
	25	TR 250 IL
	27,5	TR 275 IL
	30	TR 300 IL

TRIMTEC TR-AN Natural Aluminium

This profile is developed in conformity with the UNI standards. It has little tolerance to mechanical or chemical solicitation. During installation, excess adhesive and grout should be removed immediately to avoid stains. The exposed surface may change colour or darken in time. Outdoors or where higher stresses are involved the use of brass profiles is recommended.

Material: Extruded Natural aluminium
Length: 2,70 metres
Lengths: 0,90 / 1,35 metres
Anchorage improved on vertical side

"ultra-thin"line

H=mm	Art.
2	TR 20 AN
3	TR 30 AN
4,5	TR 45 AN
6	TR 60 AN
8	TR 80 AN
10	TR 100 AN
12,5	TR 125 AN
15	TR 150 AN
17,5	TR 175 AN
20	TR 200 AN

TRIMTEC TR-AS Silver Anodised Aluminium

This profile has a silver coating and is suitable for both indoor or outdoor application with high tolerance to weather agents but less to mechanical impact. During installation, excess adhesive and grout should be removed immediately to avoid stains. The exposed surface may change colour or darken in time. Where higher stresses are involved the use of brass profiles is recommended.

Material: Extruded Anodised aluminium
Colour: Silver
Length: 2,70 metres
Lengths: 0,90 / 1,35 metres
Anchorage improved on vertical side

"ultra-thin"line

H=mm	Art.
2	TR 20 AS
3	TR 30 AS
4,5	TR 45 AS
6	TR 60 AS
8	TR 80 AS
10	TR 100 AS
12,5	TR 125 AS
15	TR 150 AS
17,5	TR 175 AS
20	TR 200 AS

CURVELINE

TRIMTEC TR series are also available with a special cut flange so they become formable for curved edges and inlays. To order: add the letter D to the product code – for further details see page 35.

terminal edge profile

trimtec™ SR

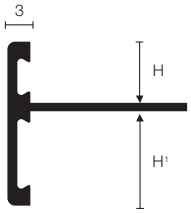

TRIMTEC SR is recommended in particular for finishing the edges of the perimeter of the ceramic floors, especially where they abut a vertical covering, or as stair nosing, as well as for trimming external access ways and balconies. SR trim has an extended vertical edge which serves to better cover and protect the joining surfaces or paint finishing as well as to prevent future fissuring.
Its particular section design makes it suitable to match two different floor thicknesses with the same reversible profile.
Vertical dovetail anchorage.
Illustrated scale dimension 1:1

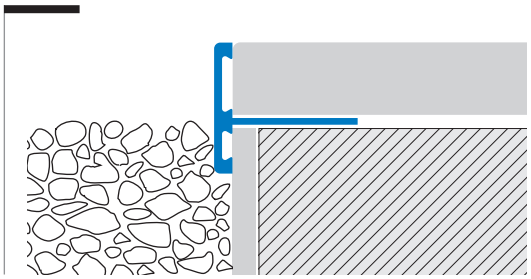

TRIMTEC SR-ON Natural Brass

This brass profile is developed with prime choice raw material in order to guarantee tolerance and endurance to chemical and mechanical solicitations. Through contact with moisture or corrosive media, brass may oxidize on exposed surfaces. This situation can be easily solved by buffing the product with a conventional polisher to return to its original shine.

Available also in polished brass, code OL.

Material: Extruded Natural brass
Length: 2,70 metres
Anchorage improved on vertical side

H/H1=mm	Art.
8/15	SR 8/15 ON
10/12,5	SR 10/12 ON

TRIMTEC SR-AS Silver Anodised Aluminium

This profile has a silver coating and is suitable for both indoor or outdoor application with high tolerance to weather agents but less to mechanical impact. During installation, excess adhesive and grout should be removed immediately to avoid stains. The exposed surface may change colour or darken in time. Where higher stresses are involved the use of brass profiles is recommended.

Material: Extruded Anodised aluminium
Colour: Silver
Length: 2,70 metres
Anchorage improved on vertical side

H/H1=mm	Art.
8/15	SR 8/15 AS
10/12,5	SR 10/12 AS

TRIMTEC SR-IL Polished Stainless Steel AISI 304 - DIN 1.4301

This stainless steel profile is AISI 304 standard which ensures high tolerance to most of diluted chemicals found in laboratories or strong detergents present in food processing plants, commercial kitchens, slaughter houses, breweries, hospitals, public toilets etc. The profile has a slight difference in shape compared to the brass one, due to the steel bending process.

Available in top brushed effect, code IS.

Material: Polished Stainless Steel AISI 304
Length: 2,70 metres

H/H1=mm	Art.
8/15	SR 8/15 IL
10/12,5	SR 10/12 IL

CURVELINE

TRIMTEC SR series are also available with a special cut flange so they become formable for curved edges and inlays. To order: add the letter D to the product code – for further details see page 35.

reversible edge
profile for floors

bordertec BSR

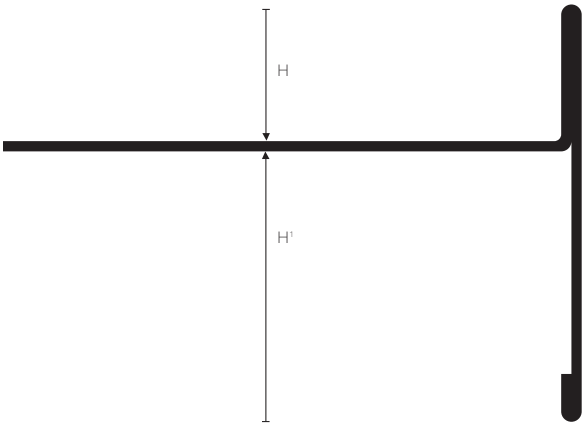

The BORDERTEC BSR is recommended to contour marble and stone balconies and terraces with a water-run-off finishing element. Its reversible section allows to match two different tiles' thicknesses with the same reversible profile. Bordertec BSR is equipped with the necessary special pieces for a proper installation.
(One corner works also as two junctions).

Illustrated scale dimension: 1:1

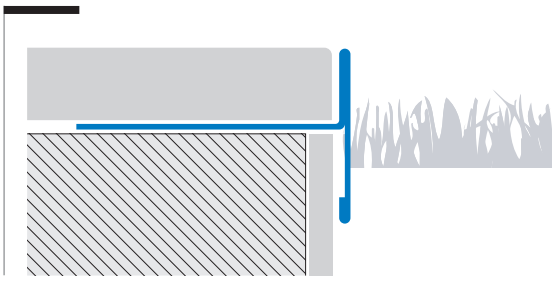

BORDERTEC BSR - A* Powder Coated Aluminium

Profile coated on its entire surface with polyester powder.
External junction: Code BSRE-A*
Jointing piece: BSRG-A*

Material: Powder Coated Aluminium
Colours:*: 22, 50
Length: 2,70 metres

H/H1=mm	Art.
15/30	BSR 15/30 A*
20/25	BSR 20/25 A*

BORDERTEC BSR - IL Polished Stainless Steel AISI 304 - DIN 1.4301

Polished Stainless Steel AISI 304 ensures high resistance to most diluted chemical agents.
External junction: Code BSRE-IL*
Jointing piece: BSRG-IL*

Material: Polished Stainless Steel AISI 304
Length: 2,70 metres

H/H1=mm	Art.
15/30	BSR 15/30 IL
20/25	BSR 20/25 IL

profiles for ultra-thin floors

roundjolly™ RJ

The **ROUNDJOLLY®** profiles connect floors of different levels, completing and protecting the tile edge from bangs and mechanical impacts. The profile, available in aluminium and stainless steel is ideal for restructuring and on surfaces covered with thin tiles.

Illustrated scale dimension: 1:1

Stainless Steel Section

Aluminium Section

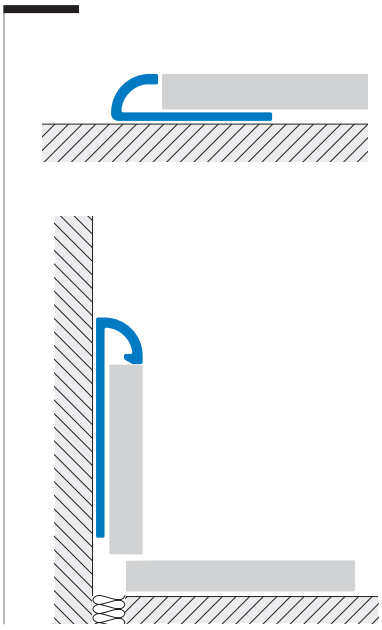



ROUNDJOLLY® RJ-AS Silver Anodised Aluminium

A silver coated aluminium profile which offers adequate protection and tolerance to wear over time.

Available special End-cap RJC, see p. 97

Material: Extruded Anodised aluminium
Colour: Silver
Length: 2,70 metres

"ultra-thin"line

H=mm	Art.
4,5	RJ 45 AS

ROUNDJOLLY® RJ-IL Polished Stainless Steel AISI 304 - DIN 1.4301

Stainless steel ensures excellent resistance to most chemicals, so it is ideal in the food, chemical and hospital areas.

Available special End-cap RJC, see p. 97

Material: Polished Stainless Steel AISI 304
Length: 2,70 metres

"ultra-thin"line

H=mm	Art.
4,5	RJ 45 IL

ROUNDJOLLY® RJ-IS Brushed Stainless Steel AISI 304 - DIN 1.4301

Stainless steel ensures excellent resistance to most chemicals, so it is ideal in the food, chemical and hospital areas.The surface brushing gives a modern aesthetic effect.

Special piece RJC available see p. 97

Material: Brushed Stainless Steel AISI 304
Length: 2,70 metres

"ultra-thin"line

H=mm	Art.
4,5	RJ 45 IS

profiles for
ultra-thin floors

mosaictec SJM

MOSAICTEC SJM is a multipurpose profile to match floor and wall coverings or used as edgings or decorative listellos, with a perfect symmetry of the 2 visible sides.
This profile has been specially conceived for thin floors and mosaics, its reduced wing size and thickness is designed to provide the perfect solution for the neat finishing of mosaic tesseras, ensuring a neat, level surface finish.
MOSAICTEC SJM belongs to a complete series of solutions for mosaics, as reported on page 102.
A special cubic end cap is available, multipurpose to match with all installation needs.
Patented system"Mosaics series".
Illustrated scale dimension 1:1

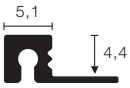

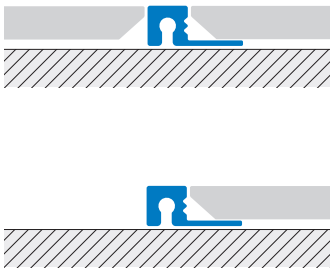



MOSAICTEC SJM 44 AS Silver Anodised Aluminium

This profile has a silver coating and is suitable for both indoor or outdoor application with high tolerance to weather agents but less to mechanical impact. During installation, excess adhesive and grout should be removed immediately to avoid stains.
Available also in the bright polished chrome and gold finishes for particular effects, mainly for a wall installation.
For the complete Mosaictec range see page 102.

Material: Extruded Anodised aluminium
Colour: Silver
Length: 2,70 metres
Anchorage improved on vertical side

⊞ "ultra-thin"line

H=mm	Art.
4,4	SJM 44 AS ⊞

MOSAICTEC SJC 44 AS End Cap Silver Anodised

Capsules to make external, internal, three-way junction and end-cap. The profile symmetric section has been conceived to match all these functions with one piece.

Material: Extruded Anodised aluminium
Colour: Silver

⊞ "ultra-thin"line

H=mm	Art.
4,4	SJC 44 AS ⊞

multipurpose square edge profile

squarejolly™ SJ

SQUAREJOLLY SJ is a multipurpose aluminium profile suitable for many different situations arising in thin bed adhesive tile coverings.
This special 'symmetrical square' profile is recommended for multiple finishing effects.
In the drawing "H" corresponds to the tile thickness and "L"= H+1 mm to the visible part.
Anchorage improved on vertical side with the "dovetail" internal cavity. Patented system.
Illustrated scale dimension 1:1

- Junction of floors at the same level
- Decorative listellos
- Finishing the outer edges of wall tiles
- Entrance mat framing
- Upper finish of tiled skirting and edges
- Stair nosing profiles

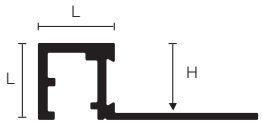

Aluminium Section

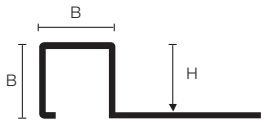

Stainless Steel and Brass section

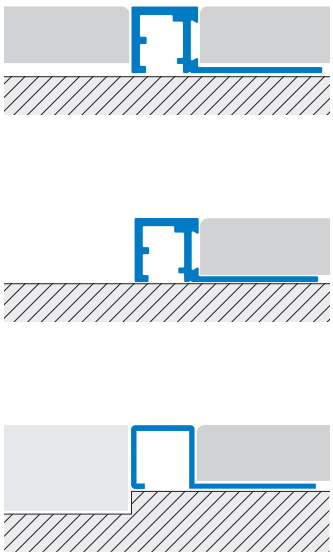

SQUAREJOLLY SJ-IL Polished Stainless Steel AISI 304 - DIN 1.4301 and AISI 316

This stainless steel profile is AISI 304 standard which ensures high tolerance to most of diluted chemicals found in laboratories or strong detergents present in food processing plants, commercial kitchens, slaughter houses, breweries, hospitals, public toilets etc. The profile has a slight difference in shape compared to the brass one, due to the steel bending process.
Available in top brushed effect, code IS and in the sanded version IX.

Material: Polished Stainless Steel AISI 304
▲ Stainless Steel AISI 316
Length 2,70 metres

	H=mm	Art.
▲	8	SJ 80 IL
▲	9	SJ 90 IL
▲	10	SJ 100 IL
▲	11	SJ 110 IL
▲	12,5	SJ 125 IL
▲	15	SJ 150 IL

SQUAREJOLLY SJ-AS Silver Anodised Aluminium

This profile has a silver coating and is suitable for both indoor or outdoor application with high tolerance to weather agents but less to mechanical impact. During installation, excess adhesive and grout should be removed immediately to avoid stains. The exposed surface may change colour or darken in time. Where higher stresses are involved the use of brass or stainless steel profiles is recommended.

Material: Extruded Anodised aluminium
Colour: Silver
Length: 2,70 metres
Anchorage improved on vertical side

H=mm	Art.
8	SJ 80 AS
9	SJ 90 AS
10	SJ 100 AS
11	SJ 110 AS
12,5	SJ 125 AS

The profile inner section has been conceived to match with a special cap **SQUARECAPSULE SJC** which can work as external, internal, three-way junction and end-cap. All these functions with one piece.





SQUAREJOLLY SJ-OL Polished Brass

This brass profile is developed with prime choice raw material in order to guarantee tolerance and endurance to chemical and mechanical solicitations. Through contact with moisture or corrosive media, brass may oxidize on exposed surfaces. This situation can be easily solved by buffing the product with a conventional polisher to return to its original shine.

Material: Polished brass
Length: 2,70 metres
Anchorage improved on vertical side

H=mm	Art.
8	SJ 80 OL
10	SJ 100 OL
12,5	SJ 125 OL

SQUARECAPSULE SJC*

The profile inner section has been conceived to match with a special cap which can work as external, internal, three-way junction and end-cap. All these functions with one piece.

Material:
Aluminium/Brass/Stainless steel

H=mm	Art.
8	SJC 80 *
9	SJC 90 *
10	SJC 100 *
11	SJC 110 *
12,5	SJC 125 *
15	SJC 150 *

profile for floors
at the same level

cubetec™ CU-FI

CUBETEC gives a straight and decorative finish, providing long lasting and heavy duty tile edge protection. The model CUBETEC is used with floor covering materials to provide decorative joints while protecting tile edges or a link to other materials, as well as frame for welcome mats. Available in Polished Stainless Steel AISI 304, in two different widths of the visible side.
Vertical dovetail anchorage.
Illustrated scale dimension 1:1

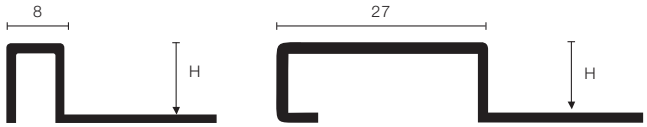

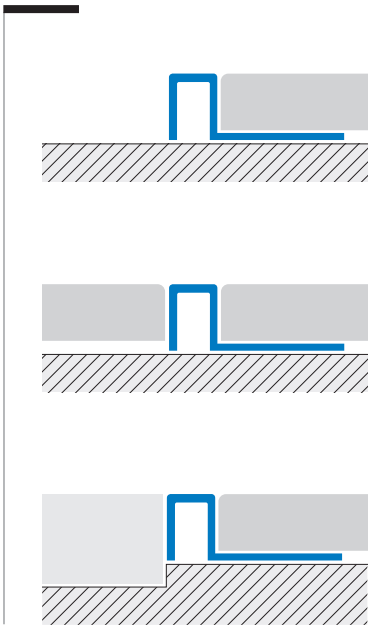



CUBETEC CU-IL Polished Stainless Steel AISI 304 - DIN 1.4301

This stainless steel profile is AISI 304 standard which ensures high tolerance to most of diluted chemicals. Visible side width 8 mm.

Available in top brushed effect, code IS.

Material: Polished Stainless Steel AISI 304
Length: 2,70 metres

H=mm	Art.
8	CU 80 IL
10	CU 100 IL
12,5	CU 125 IL

CUBETEC FI-IL Polished Stainless Steel AISI 304 - DIN 1.4301

This stainless steel profile is AISI 304 standard which ensures high tolerance to most of diluted chemicals. Visible side width 27 mm.

Available in top brushed effect, code IS.

Material: Polished Stainless Steel AISI 304
Length: 2,70 metres

H=mm	Art.
8	FI 80 IL
10	FI 100 IL
12,5	FI 125 IL

transition profile for matching floors

covertec™ EP

COVERTEC EP is a profile joining two adjacent surfaces of different floor covering material (cement/ceramic or wood/ceramic or with other resin or vinyl flooring combinations) allowing an invisible movement zone, therefore performs also as a movement joint as well as a decorative finishing trim. It also covers slight imperfections of junctions and cuts for floor separation.
Vertical dovetail anchorage.
Illustrated scale dimension 1:1



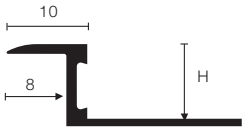

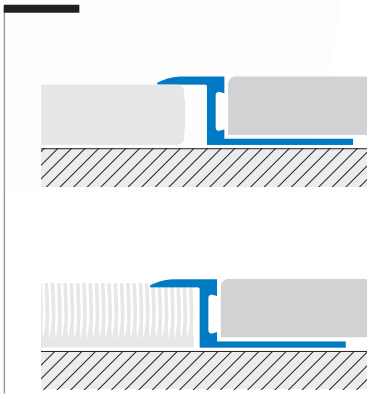



COVERTEC EP-ON Natural Brass

This brass profile is developed with prime choice raw material in order to guarantee tolerance and endurance to chemical and mechanical solicitations. It is primarily applied on both indoor and outdoor floors and can bear intense transit areas as well as for detailing elegant residential coverings. Through contact with moisture or corrosive media, brass may oxidize on exposed surfaces. This situation can be easily solved by buffing the product with a conventional polisher to return to its original shine.

Available also in polished brass, code OL.

Material: Extruded Natural brass
Length: 2,70 metres
Anchorage improved on vertical side

H=mm	Art.
8	EP 80 ON
10	EP 100 ON
12,5	EP 125 ON

COVERTEC EP-IL Polished Stainless Steel AISI 304 - DIN 1.4301

This stainless steel profile is AISI 304 standard which ensures high tolerance to most of diluted chemicals found in laboratories or strong detergents present in food processing plants, commercial kitchens, slaughter houses, breweries, hospitals, public toilets etc. The profile has a slight difference in shape compared to the brass one, due to the steel bending process.

Material: Polished Stainless Steel AISI 304
Length: 2,70 metres

H=mm	Art.
8	EP 80 IL
10	EP 100 IL
12,5	EP 125 IL

joining transition trim for floors at different heights

zerotec™ ZRM

ZEROTEC ZRM profile is the ideal solution for joining two floors at different levels, between a ceramic covering and one in moquette carpeting for instance. This trim allows a 4 mm progressive sloping difference to the next floor to match thus making safer when treading over the connecting floors. The ramp inclination has been conceived for vehicle and wheel carts transit.
Illustrated scale dimension 1:1

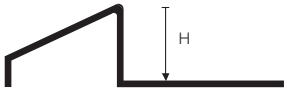



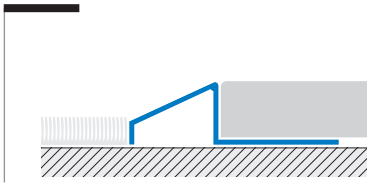

ZEROTEC ZRM-IL Polished Stainless Steel AISI 304 - DIN 1.4301

This stainless steel profile is an AISI 304 standard which ensures high tolerance to most of diluted chemicals found in laboratories or strong detergents present in food processing plants, commercial kitchens, hospitals, public toilets, slaughter houses, breweries, etc.

Material: Polished Stainless Steel AISI 304
Length: 2,70 metres

H=mm	Art.
8	ZRM 80 IL
10	ZRM 100 IL
12,5	ZRM 125 IL



transition profile for floors to adjacent lower surfaces

roundtec™ RD

ROUNDTEC RD is mainly utilized for adjacent floors of different levels as for instance the joining of a ceramic floor to a thinner linoleum or other types of vinyl and resin surface. Its rounded section conveys a virtually ideal vertical drop of 3 mm to the lower adjacent floor surface and at the same time protects the tile edge with a touch of elegance, other applications are stair nosing or finishing of tiled kitchen tops and counters.
Vertical dovetail anchorage.
Illustrated scale dimension 1:1

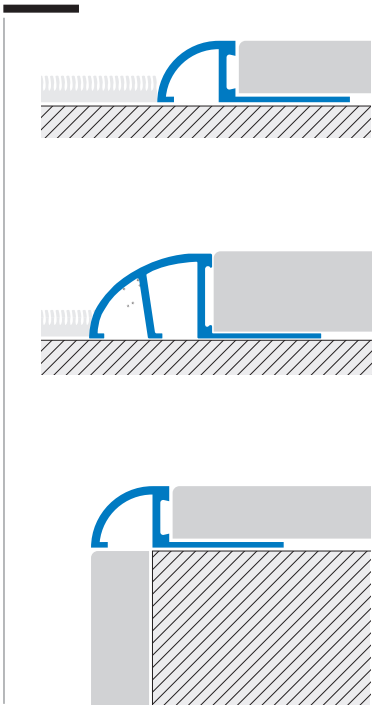



ROUNDTEC RD-ON Natural Brass

This brass profile is developed with prime choice raw material in order to guarantee tolerance and endurance to chemical and mechanical solicitations. It is primarily applied on both indoor and outdoor floors and can bear intense transit areas as well as for detailing elegant residential coverings. Through contact with moisture or corrosive media, brass may oxidize on exposed surfaces. This situation can be easily solved by buffing the product with a conventional polisher to return to its original shine.

Profile available also in the polished version, code OL

Material: Extruded Natural brass
Length: 2,70 metres
Anchorage improved
on vertical side

H=mm	Art.
8	RD 80 ON
10	RD 100 ON
12,5	RD 125 ON
15	RD 150 ON

floor edging and finishing profile

zerotec™ ZR

ZEROTEC ZR trim allows the installer to perfectly join the height difference created when laying new floor covering over an existing one. Its ramp angle inclination has been conceived to bear intense transit of vehicles or wheeled carts in garage areas and shopping centers always maintaining total protection to the various edges of tiled floors. This profile contributes to safety when treading over connecting floors. For high traffic industrial and commercial areas we suggest to prefer the brass option.
Vertical dovetail anchorage.
Illustrated scale dimension 1:1

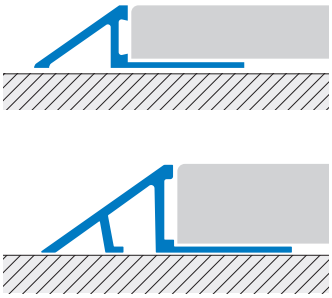

ZEROTEC ZR-ON Natural Brass

This brass profile is developed with prime choice raw material in order to guarantee the tolerance and endurance to chemical and mechanical solicitations. It is primarily applied on both indoor and outdoor floors and can bear intense transit areas as well as for detailing elegant residential coverings. Through contact with moisture or corrosive media, brass may oxidize on exposed surfaces, This situation can be easily solved by buffing the product with a conventional polisher to return to its original shine.

Material: Extruded Natural brass
Length: 2,70 metres
Lengths: 0,90 / 1,35 metres
Anchorage improved on vertical side

H=mm	Art.
8	ZR 80 ON
10	ZR 100 ON
12,5	ZR 125 ON
15	ZR 150 ON

ZEROTEC ZR-AN Natural Aluminium

This profile is developed in conformity with the UNI standards. It has little tolerance to mechanical or chemical solicitation. During installation, excess adhesive and grout should be removed immediately to avoid stains. The exposed surface may change color or darken in time. Outdoors or where higher stresses are involved the use of brass or stainless steel models are recommended.

Material: Extruded Natural aluminium
Length: 2,70 metres
Lengths: 0,90 / 1,35 metres
Anchorage improved on vertical side

H=mm	Art.
8	ZR 80 AN
10	ZR 100 AN
12,5	ZR 125 AN

ZEROTEC ZR-AS Silver Anodised Aluminium

This profile has a silver coating and is suitable for both indoor or outdoor application with high tolerance to weather agents but less to mechanical impact. During installation, excess adhesive and grout should be removed immediately to avoid stains. The exposed surface may change colour or darken in time. Where higher stresses are involved the use of brass profiles is recommended.

Material: Extruded Anodised aluminium
Colour: Silver
Length: 2,70 metres
Lengths: 0,90 / 1,35 metres
Anchorage improved on vertical side

H=mm	Art.
8	ZR 80 AS
10	ZR 100 AS
12,5	ZR 125 AS

ZEROTEC ZR-IL Polished Stainless Steel AISI 304 - DIN 1.4301

This stainless steel profile AISI 304 standard ensures high tolerance to most of diluted chemicals found in laboratories or strong detergents present in food processing plants, commercial kitchens, slaughter houses, breweries, hospitals, public toilets etc.. The profile has a slight difference in shape compared to the brass one, due to the steel bending process.

Material: Polished Stainless Steel AISI 304
Length: 2,70 metres
Lengths: 0,90 / 1,35 metres

H=mm	Art.
8	ZR 80 IL
10	ZR 100 IL
12,5	ZR 125 IL
15	ZR 150 IL

CURVELINE

Some profile of ZEROTEC ZR series are also available with a special cut flange so they become formable for curved edges and inlays. To order: add the letter D to the product code – for further details see page 35.

ramp profile for floors at different heights



ramptec™ ZRR

RAMPTEC ZRR Profile in anodised aluminium conceived to join floors at different heights.
The ramp angle of elevation of 20° allows to connect smoothly uneven adjoining floor levels for a safe transit.
The vertical edge has the dovetail internal cavity for a better mechanical fixing for both grout and adhesive, in the major intensive load points.

Vertical dovetail anchorage.
Patented system.
Illustrated scale dimension 1:1

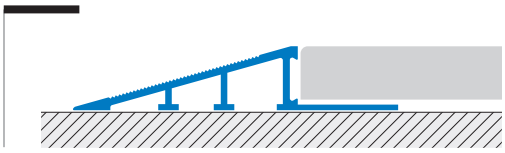

RAMPTEC ZRR-AS Silver Anodised Aluminium

This profile has a silver coating and is suitable for both indoor or outdoor application with high tolerance to weather agents.
Profile suitable also for car transit.

Material: Extruded Anodised aluminium
Colour: Silver
Length: 2,70 metres
Anchorage improved on vertical side

H=mm	Art.
10	ZRR 100 AS
12,5	ZRR 125 AS
15	ZRR 150 AS

separation profile for matching floors

linetec™ AD

LINETEC AD is a joint profile for thin bed adhesive laying. It has a 5 mm visible face width at surface and a 4 mm thick body which allows grinding along with the floor covering material in installation. It is also ideal for marble or wood flooring combinations. The arrow shaped vertical flange of this profile ensures a solid mechanical bond within the split cavity.
Illustrated scale dimension 1:1

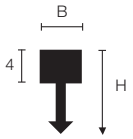

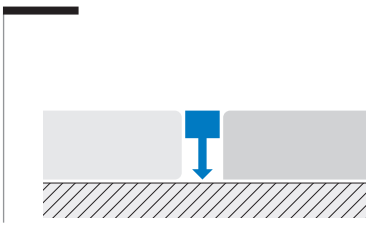

LINETEC AD-ON Natural Brass

This brass profile is developed with prime choice raw material in order to guarantee tolerance and endurance to chemical and mechanical solicitations. It is primarily applied on both indoor and outdoor floors and can bear intense transit areas as well as for detailing elegant residential coverings. Through contact with moisture or corrosive media, brass may oxidize on exposed surfaces. This situation can be easily solved by buffing the product with a conventional polisher to return to its original shine.

Material: Extruded Natural brass
Length: 2,70 metres
Width: 5 mm
Heights: 10 mm and 14 mm

BxH	Art.
5x10	AD 10 ON
5x14	AD 14 ON

LINETEC AD 10 AN Natural Aluminium

This profile is developed in conformity with the UNI standards. It has little tolerance to mechanical or chemical solicitation. During installation, excess adhesive and grout should be removed immediately to avoid stains. The exposed surface may change color or darken in time. Outdoors or where higher stresses are involved the use of brass profiles is recommended.

Material: Extruded Natural aluminium
Length: 2,70 metres
Width: 5 mm
Height: 10 mm

BxH	Art.
5x10	AD 10 AN

separation profile for matching floors

linetec™ MB

LINETEC MB split joint profile is utilized for two joining floor coverings which are laid in traditional mortar bed. It is usually employed with marble coverings because it can bear grinding, yet still enhances the decorative effect. It is available in brass and aluminium in 5 and 10 mm widths which can bear grinding/polishing treatment during the laying process.
Illustrated scale dimension 1:1

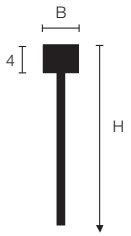

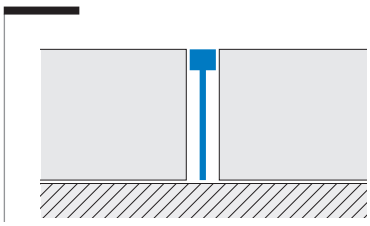

LINETEC MB-ON Natural Brass

This brass profile is developed with prime choice raw material in order to guarantee tolerance and endurance to chemical and mechanical solicitations. It is primarily applied on both indoor and outdoor floors and can bear intense transit areas as well as for detailing elegant residential coverings. Through contact with moisture or corrosive media, brass may oxidize on exposed surfaces. This situation can be easily solved by buffing the product with a conventional polisher to return to its original shine.

Material: Extruded Natural brass
Length: 2,70 metres
Widths: 5 mm and 10 mm

BxH	Art.
5x25	MB 5 ON
10x25	MB 10 ON

LINETEC MB 5 AN Natural Aluminium

This profile is developed in conformity with UNI standards.It has little tolerance to mechanical or chemical solicitation. During installation excess adhesive and grout should be removed immediately to avoid stains. The exposed surface may change colour or darken in time. Outdoors or where higher stresses are involved the use of brass profiles is recommended.

Material: Extruded Natural aluminium
Length: 2,70 metres
Width: 5 mm

BxH	Art.
5x25	MB 5 AN

separation joint profile for grinding/polishing

linetec™ PT

LINETEC PT profile is a separation joint for several floors available in different sizes. The face width at surface is 2,5 mm. It is quite flexible and adaptable to decorative contour design laying, whether it be marble or palladiana terrazzo floors laid on cement or resin based screeds. This article can bear grinding/polishing treatment during the laying process.
Illustrated scale dimension 1:1

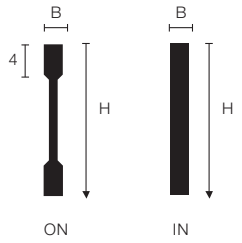



LINETEC PT-ON Natural Brass

This brass profile is developed with prime choice raw material in order to guarantee tolerance and endurance to chemical and mechanical solicitations. It is primarily applied on both indoor and outdoor floors and can bear intense transit areas as well as for detailing elegant residential coverings. Through contact with moisture or corrosive media, brass may oxidize on exposed surfaces. This situation can be easily solved by buffing the product with a conventional polisher to return to its original shine.

Material: Extruded Natural brass
Length: 2,70 metres
Anchorage improved on vertical side

HxB	Art.
10x2,5	PT 100 ON
15x2,5	PT 150 ON
20x2,5	PT 200 ON
40x2,5	PT 400 ON
30x5,0	PT 305 ON

LINETEC PT-IN Natural Stainless Steel AISI 304 - DIN 1.4301

This stainless steel profile is AISI 304 standard which ensures high tolerance to most of diluted chemicals found in laboratories or strong detergents present in food processing plants, commercial kitchens, slaughter houses, breweries, hospitals, public toilets etc. The profile has a slight difference in shape compared to the brass one, due to the steel bending process.

Material: Natural Stainless Steel AISI 304
Length: 2,70 metres

HxB	Art.
10x2,5	PT 100 IN
15x2,5	PT 150 IN
20x2,5	PT 200 IN
40x2,5	PT 400 IN

manual bending equipment for formable profiles

curveline™



Formable trim profiles to bend into shape in order to follow floor contours and other particular geometrical cuts thanks to a softer alloy and special flange sections.
They can be easily and quickly bent saving considerable time on site. Perfect for mosaic works or wood/ceramic combination flooring as well as for framing and edging resin floors laid on site, as they perfectly adapt to more elaborate decorative laying, allowing to create original inlays. The profiles can be formed with a simple hand pressure or employing the special bending equipment.

Laying instructions:
- Cut the profile to the desired length
- Manually curve the profile to the desired shape.
  Where necessary use a template or the bending equipment.
- Anchor the profile to the support and if required fasten it with the screws that fit into the holes of the flange section.

The articles available with formable flange are listed here on the right, with the relevant minimum allowed radius, which can be achieved with the bending equipment.

Page	Available Series	Minimum Internal Radius	Minimum External Radius
18	TR - ON / AS / AN / IL	30 cm	30 cm
20	SR - ON / AS / IL	50 cm	50 cm
30	ZR - A*	60 cm	-
30	ZR - ON	200 cm	-
36-37	SP 14 OL / AS	80 cm	80 cm
36	SP 14 OC	100 cm	100 cm

junction between floors at the same level

covertec™ SP

COVERTEC SP is a profile designed to join two adjacent existing floors at the same height but it can cover imperfections in cutting or slight variations of height to be found on a tiled floor joining to a wooden one for example. Thanks to its shape, available in 3 different widths, this profile helps floor coverings to maintain the minimum distance thus acting also as a dilatation joint.
Illustrated scale dimension 1:1

COVERTEC SP edges are slightly bent downwards in a rounded-off shape in order to help hide the difference of level up to 2 mm. The arrow head shaped vertical flange can be easily embedded into the gap but it is recommended not to use acetic based silicon for fixing, as brass can oxidize over time.

Some versions of series **COVERTEC SP**, thanks to their particular alloy composition, can easy be bent manually in phase of laying to follow into the round contour cuts of flooring curvature decorative design jobs and curves. For further details verify the table at p. 35.

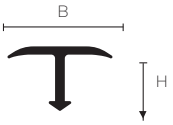

Aluminium and Brass section

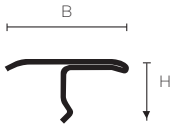

Stainless Steel

COVERTEC SP-OL Polished Brass

This brass profile is developed with prime choice raw material in order to guarantee the tolerance and endurance to chemical and mechanical solicitations.

Material: Extruded Polished brass
Length: 2,70 metres
Lengths SP 14: 0,90 / 1,35 m
Widths: 14, 20, 26 mm

BxH	Art.
14x7	SP 14 OL
20x7	SP 20 OL
26x7	SP 26 OL

COVERTEC SP-OC Chromed Brass

This profile has a chrome finish which conveys a higher aesthetic touch. It is water proof and resistant to most corrosive agents. Limited tolerance to abrasion, not recommended for high traffic areas.

Material: Extruded Chromed brass
Length: 2,70 metres
Widths: 14, 20 mm

BxH	Art.
14x7	SP 14 OC
20x7	SP 20 OC

COVERTEC SP-IL Polished Stainless Steel AISI 304 - DIN 1.4301

This stainless steel profile is an AISI 304 standard which ensures high tolerance to most of diluted chemicals. The profile has a slight difference in shape compared to the brass one due to the special steel rolling process which differs from the brass work process.
Available in top brushed finish – code: IS.

Material: Polished Stainless Steel AISI 304
Length: 2,70 metres
Lengths SP 14: 0,90 / 1,35 m
Widths: 14, 20 mm

BxH	Art.
14x7	SP 14 IL
20x7	SP 20 IL

The gap between the two adjacent floors allows for final polishing treatments of wooden or marble surface without damaging the bordering one.

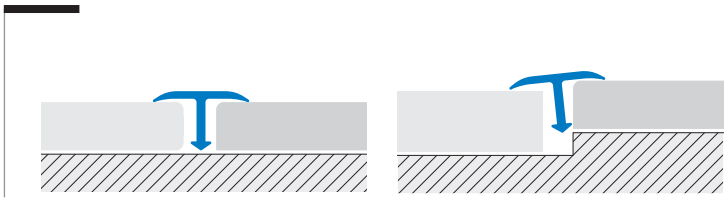

Profiles work as dilatation joint covers, while providing a proper finishing to possible cut or match imperfections between the two floors, as typical in the diagonal patterns.



COVERTEC SP-AS Silver Anodised Aluminium

This profile has a silver coating and is suitable for both indoor or outdoor application with high tolerance to weather agents but less to mechanical impact. During installation excess adhesive and grout should be removed immediately to avoid stains. The exposed surface may change colour or darken in time. Where higher stresses are involved the use of brass profiles is recommended.

Material: Extruded Anodised aluminium
Colour: Silver
Length: 2,70 metres
Lengths SP 14: 0,90 / 1,35 m
Widths: 14, 20 mm

BxH	Art.
14x7	SP 14 AS
20x7	SP 20 AS

COVERTEC SP* Aluminium Wood Cladding Finish

Profile with a melamine wood tone in 8 different varieties. Good tolerance to abrasion comparable to most melamine coverings. The melamine embossing on the aluminium is particularly smooth therefore it remains quite clean and blends well with the flooring tone.

Material: Aluminium laminate covered
Length: 2,70 metres
Lengths : 0,90 / 1,35 m
Widths: 14, 20 mm

Finish	W=14 mm	W=20 mm
Whitened	SP 14 RS	SP 20 RS
Maple	SP 14 AC	SP 20 AC
Beech	SP 14 FA	SP 20 FA
Oak	SP 14 RO	SP 20 RO
Cherry	SP 14 CI	SP 20 CI
Light walnut	SP 14 NC	SP 20 NC
Dark walnut	SP 14 NS	SP 20 NS
Wengé	SP 14 WE	SP 20 WE

profiles for joining existing floors

stripTec™ ST

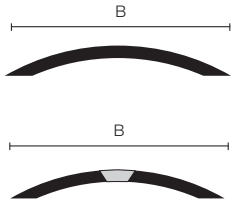

STRIPTEC profile is generally fixed to link two adjacent floors of similar or different height and covering materials. The rounded shape of this strip profile grants a maximum height difference of 5 mm. To apply **STRIPTEC** means also to cover up the slight imperfections which may occur during the laying job. It can also be used as a terminal profile provided that the thickness of the surface material does not exceed 5 mm. Illustrated scale dimension 1:1

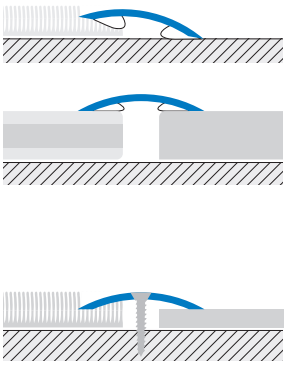

Installation for self-adhesive version:
1) Check if support is sound, smooth, clean, dry and free from grease and loose materials.
2) Cut profile to the required length and remove the protective film.
3) Press downwards on the profile until it is fixed firmly. Do not hammer.

Installation for pre-drilled version:
1) Cut profile to the required length and place the mark on the surface of the profile pre-drilled holes.
2) Insert and fix the flare head screws.



STRIPTEC ST-OL* Polished Brass

A laminate polished brass flat bar which is resistant to light mechanical and chemical impacts and lasting wear. The brass article allows an extremely elegant decorative finish to homes and is available in pre-drilled or self adhesive versions. Available also in the heavy duty version, thickness 1,3 mm, Code STP 30 OLA/F.

Material: Laminated Polished brass
Length: 2,70 metres
Lengths : 0,90 / 1,35 m
Widths: 18, 30, 35 mm
Profile covered with protective film strip

B=mm	Art.	self-adhesive	drilled
18	ST 18	OLA	
30	ST 30	OLA	OLF
35	ST 35	OLA	OLF

STRIPTEC ST-IL* Polished Stainless Steel

Stainless steel profile with a high resistance to wear and a good resistance to atmospheric agents.
Available in pre-drilled or self-adhesive versions.

Material: Polished Stainless steel
Length: 2,70 metres
Lengths : 0,90 / 1,35 m
Widths: 18, 30, 35 mm
Profile covered with protective film strip

B=mm	Art.	self-adhesive	drilled
18	ST 18	ILA	
30	ST 30	ILA	ILF
35	ST 35	ILA	ILF

STRIPTEC ST-A* Anodised Aluminium

Full aluminium anodised profile available in Silver - Gold – Bronze finishes. This product confers a chromatic combination with indoor decoration with all floor covering materials.

Material: Extruded Anodised aluminium
Length: 2,70 metres
Lengths : 0,90 / 1,35 m
Widths: 18, 30, 35, 40 mm
Colours*: Silver, Gold, Bronze

B=mm	Art.	self-adhesive	drilled
18	ST 18	A*A	A*F
30	ST 30	A*A	A*F
35	ST 35	A*A	A*F
40	ST 40	A*A	A*F

STRIPTEC ST 30* Aluminium Wood Cladding Finish

Profile with a melamine wood tone in 8 different varieties. Good tolerance to abrasion comparable to most melamine coverings.
The melamine embossing on the aluminium is particularly smooth therefore it remains quite clean and blends well with the flooring tone.

Material: Extruded Alum. laminate covered
Length: 2,70 metres
Lengths : 0,90 / 1,35 m
Width: 30 mm

Finish	self-adhesive	drilled
Whitened	ST 30 RSA	ST 30 RSF
Maple	ST 30 ACA	ST 30 ACF
Beech	ST 30 FAA	ST 30 FAF
Oak	ST 30 ROA	ST 30 ROF
Cherry	ST 30 CIA	ST 30 CIF
Light walnut	ST 30 NCA	ST 30 NCF
Dark walnut	ST 30 NSA	ST 30 NSF
Wengé	ST 30 WEA	ST 30 WEF

A wide choice of transition and threshold strip profiles with a variety of widths and top detailing such as knurling, rounded edges or simply flat and/or heavier bars for better fitting under doorways. This variety is to best customize residential finishing and adapt to any decorative environment. The extruded brass and aluminium models are suitable for heavier transit areas.
Illustrated scale dimension 1:1

STRIPTEC ST 38 A* Anodised Aluminium

A top knurled bar in silver color finish, gold or bronze. High tolerance to corrosion but limited resistance to mechanical impact. The mid-section thickness is 3,7 mm.

Material: Extruded Anodised aluminium
Length: 2,70 metres
Colours*: Silver, Gold, Bronze

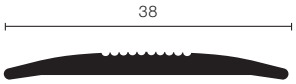

B=mm	Art.	self-adhesive	drilled
38	ST 38	ASA	ASF
38	ST 38	AOA	AOF
38	ST 38	ABA	ABF

STRIPTEC STB-OL* Polished Brass

The brass article ensures an excellent tolerance to impact and chemical environments. Therefore it is ideal for industrial or commercial areas where heavier transit occurs. Also suitable in residential areas where brass is always appreciated. The mid-section thickness is 1,5 mm.

Material: Extruded Polished brass
Length: 2,70 metres
Lengths : 0,90 / 1,35 metres
Product packaged with protective film strip

B=mm	Art.	self-adhesive	drilled
30	STB 30	OLA	OLF
35	STB 35	OLA	OLF
40	STB 40	OLA	OLF

STRIPTEC ST 50 OL* Polished Brass

A heavy cambered brass profile with 5 mm, thickness mid-section. Designed to guarantee resistance to chemical and mechanical impact present in commercial or industrial areas with heavier transit.

Material: Extruded Polished brass
Length: 2,70 metres
Product packaged with protective film strip

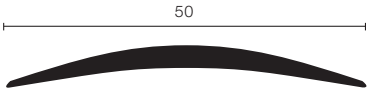

B=mm	Art.	self-adhesive	drilled
50	ST 50	OLA	OLF

STRIPTEC STB 25 A* Anodised Aluminium

This top grooved flat head profile has a silver, gold or bronze coating. Good anti-oxidation tolerance but less to mechanical impact. Mid-section thickness: 2,2 mm.

Material: Extruded Anodised aluminium
Length: 2,70 metres
Lengths : 0,90 / 1,35 metres
Colours*: Silver, Gold, Bronze

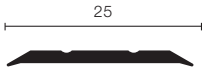

B=mm	Art.	self-adhesive	drilled
25	STB 25	ASA	ASF
25	STB 25	AOA	AOF
25	STB 25	ABA	ABF

STRIPTEC STB 35 A* Anodised Aluminium

This flat head aluminium smooth heavy duty aluminium profile is coloured finished in silver, gold or bronze. The pre-drilled version has its holes placed in the middle. One may opt for the side holes for the code L version. The mid-section thickness is 2,4 mm.

Material: Extruded Anodised aluminium
Length: 2,70 metres
Lengths : 0,90 / 1,35 metres
Colours*: Silver, Gold, Bronze

B=mm	Art.	self-adhesive	drilled
35	STB 35	ASA	ASF
35	STB 35	AOA	AOF
35	STB 35	ABA	ABF

joining profile for floors at different heights

level+ec™ RP





LEVELTEC RP is conceived as terminal and joining profile for floors at different heights. This product can also cover slight imperfections due to cuts or chipping of different materials such as wood floors joining to linoleum or carpeting. **LEVELTEC RP** series comprises different height adjustments ranging from a 4,5 ÷ 12,5 mm scale and a 3 ÷ 14 mm mismatch. The product is usually sold with a ready to fix high quality self-adhesive for DIY installation. Available also in the pre-drilled version, to be fixed with screws and dowels. Illustrated scale dimension 1:1

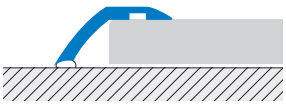

Installation for self-adhesive version:
1) Check if support is sound, smooth, clean, dry and free from grease and loose materials.
2) Cut profile to the required length and remove the protective film.
3) Apply the profile by pressing on it until it is firmly fixed – do not hammer.

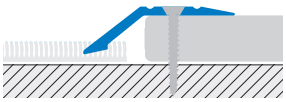

Installation for pre-drilled version:
1) Cut profile to the required length and remove the protective film.
2) Insert and fix the flare head screws.

LEVELTEC RP-OL* Polished Brass

This profile is adaptable to various heights of connecting floors thanks to the availability of four different models. This profile is supplied with a polished surface.
The profile RPR 39, thanks to its reversible form can be used on both sides, joining heights from 8 to 14 mm.

Material: Extruded Polished brass
Length: 2,70 metres
Lengths ⊟: 0,90 / 1,35 metres
Profile covered with a protective film strip



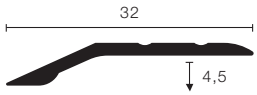

HxB	Art.	self-adhesive	drilled
4,5x32	RP 50	OLA	OLF

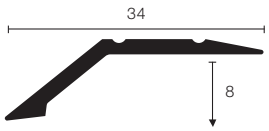

HxB	Art.	self-adhesive	drilled
8x34	RP 80	OLA	OLF

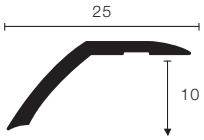

HxB	Art.	self-adhesive	drilled
10x25	RP 100	OLA	OLF

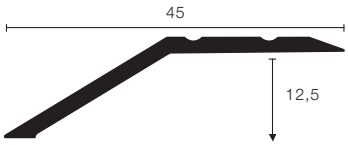

HxB	Art.	self-adhesive	drilled
12,5x45	RP 125	OLA	OLF

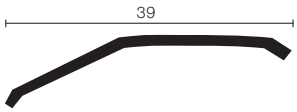

B=mm	Art.	self-adhesive	not adh.
39	RPR 39	OLA	OLN

joining profile for floors at different heights

level+ec™ RP





Available in different widths and heights to meet all possible needs of junction between floors at different levels, with smooth or grooved surface. Their thickness makes them suitable also for environments with high pedestrian traffic. Their shaped edges ensure a perfect contact between the profile and the floor.
Illustrated scale dimension 1:1

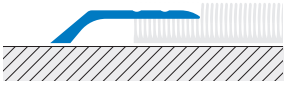

LEVELTEC RP 50 A* Anodised Aluminium

This aluminium version is available in three different colour finishes: Silver, Gold, Bronze and it blends well with several flooring materials utilized in domestic environments.

Material: Extruded Anodised aluminium
Length: 2,70 metres
Lengths : 0,90 / 1,35 metres

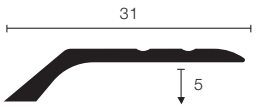

HxB	Art.	self-adhesive	drilled
5x31	RP 50	ASA	ASF
5x31	RP 50	AOA	AOF
5x31	RP 50	ABA	ABF

LEVELTEC RP 80 A* Anodised Aluminium

This top grooved aluminium version is available in three different colour finishes: Silver, Gold, Bronze and it blends well with several flooring materials utilized in domestic environments.

Material: Extruded Anodised aluminium
Length: 2,70 metres
Lengths : 0,90 / 1,35 metres

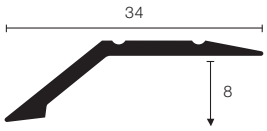

HxB	Art.	self-adhesive	drilled
8x34	RP 80	ASA	ASF
8x34	RP 80	AOA	AOF
8x34	RP 80	ABA	ABF

LEVELTEC RP-IL* Polished Stainless Steel

Stainless steel profile with a high resistance to wear and a good resistance to atmospheric agents.
Available in pre-drilled or self-adhesive versions.

Material: Polished Stainless steel
Length: 2,70 metres
Profile covered with a protective film strip

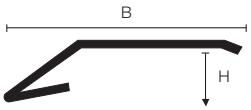

HxB	Art.	self-adhesive	drilled
5x29	RP 50	ILA	ILF
8x34	RP 80	ILA	ILF
11x38	RP 110	ILA	ILF

rounded terminal profile edge trim

variotec™ DC

This type of profile represents our innovative program for transition and finishing profiles for adjacent floor coverings with different levels. Due to its very special design, **VARIOTEC** features a multi - height adaptability which can range from 7 mm to 14 mm by simple inclination. This type of profile is to be glued on existing floors or as finish terminal floor edging to portray an extremely elegant touch. For gluing application we recommend to use our special adhesive. Illustrated scale dimension 1:1



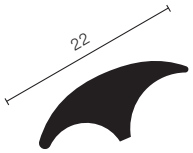



VARIOTEC DC 22 OL Polished Brass

Full brass profile to guarantee the tolerance and endurance to chemical and mechanical solicitations. Through the contact of moisture or corrosive media, brass may oxidize on the exposed surfaces. This situation can be easily solved by buffing the product with a conventional polisher to return to its original shine.

Material: Extruded Polished brass
Length: 2,70 metres

B=mm	Art.
22	DC 22 OL

VARIOTEC DC 22 A* Anodised Aluminium

This aluminium version is available in three different colour finishes: Silver, Gold, Bronze and it blends well with several flooring materials utilized in domestic environments.

Material: Extruded Anodised aluminium
Length: 2,70 metres
Colours*: Silver, Gold, Bronze

B=mm	Art.
22	DC 22 AS
22	DC 22 AO
22	DC 22 AB

terminal and transition profile for existing floors

variotec™ DK

VARIOTEC DK is a product specially conceived for domestic and light commercial use. The different coloured versions contribute to an outstanding decorative finishing. It is supplied with a special high quality elastomer adhesive for easier application and can compensate floor coverings with height differences between 7 and 16 mm. Simply apply pressure by hand on the profile to fix to the dry floor and make sure that the surface to cover is free from any dirt or grease.
Illustrated scale dimension 1:1



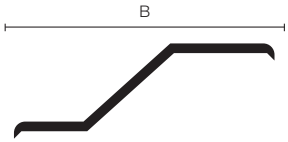



VARIOTEC DK 37 A*A Anodised Aluminium

Mostly used in domestic environments or commercial areas with limited transit. Its variety of colour finishes makes it quite pleasing to the eye.

Material: Extruded Anodised aluminium
Length: 2,70 metres
Lengths : 0,90 / 1,35 m.
Colours*: Silver, Gold, Bronze

B=mm	Art.
37	DK 37 A*A

VARIOTEC DK-OLA Polished Brass

Highly aesthetic transition profile, granting good performances against wear and tear.

Material: Laminated Polished brass
Length: 2,70 metres
Lengths : 0,90 / 1,35 metres
Profile covered with protective film strip

B=mm	Art.
37	DK 37 OLA
47	DK 47 OLA

VARIOTEC DK-ILA Polished Stainless Steel

Stainless steel profile with a high resistance to wear and a good resistance to atmospheric agents.

Material: Polished Stainless steel
Length: 2,70 metres
Lengths : 0,90 / 1,35 metres
Profile covered with protective film strip

B=mm	Art.
37	DK 37 ILA
47	DK 47 ILA

terminal profile for mismatching floor heights ranging from 7 to 13 mm

variotec™

VARIOTEC range comprises a wide choice of many other versatile edgings, to best shop fit and protect many different flooring materials or fit onto existing floors. It is highly suitable for connecting ceramic or wood floorings to lower thinner coverings, such as vinyl or carpet. Illustrated scale dimension 1:1

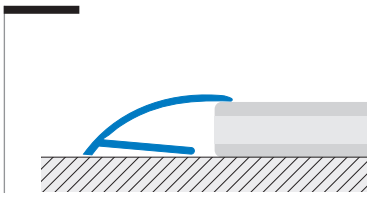



VARIOTEC DR 36 OLA Polished Brass

Slope edge rotating profile in solid brass resistant to abrasion, chemical and mechanical impact.

Material: Extruded Polished brass
Length: 2,70 metres
Profile covered with protective film strip

B=mm	Art.
36	DR 36 OLA

VARIOTEC DR 36 A*A Anodised Aluminium

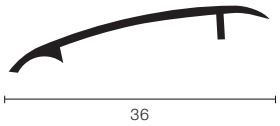

Slope edge rotating aluminium profile available in three different colour finishes: Silver, Gold, Bronze ensuring a good colours matching with all kinds of floor coverings. Indicated for domestic applications.

Material: Extruded Anodised aluminium
Length: 2,70 metres
Colours*: Silver, Gold, Bronze

B=mm	Art.
36	DR 36 ASA
36	DR 36 AOA
36	DR 36 ABA

VARIOTEC DS 27*A Polished Brass - Polished Stainless Steel

Flattening profile for 7 ÷ 12 mm height compensation. Comes in Brass or Stainless Steel with self adhesive strips with excellent hold.

Material: Laminated Polished brass - Polished Stainless steel
Length: 2,70 metres
Profile covered with protective film strip

B=mm	Art.
27	DS 27 OLA
27	DS 27 ILA

VARIOTEC LS 30 A*A Anodised Aluminium

Flattening profile for 7 ÷ 13 mm height compensation. Comes with adhesive glue strips with excellent hold.

Material: Extruded Anodised aluminium
Length: 2,70 metres
Colours*: Silver, Gold, Bronze

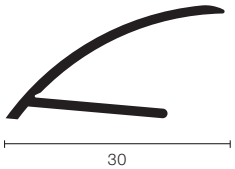

B=mm	Art.
30	LS 30 ASA
30	LS 30 AOA
30	LS 30 ABA

transition profiles for 10 mm floor height

A selection of full brass extruded profile shapes for existing floor edges and/or junctions with a 10 mm drop level to connect to flooring materials or fit onto pre-laid floors. It is highly suitable for rapidly connecting differing floors such as ceramic to wood or other combinations and wherever a jointing profile has not been planned during the laying job.
Illustrated scale dimension 1:1

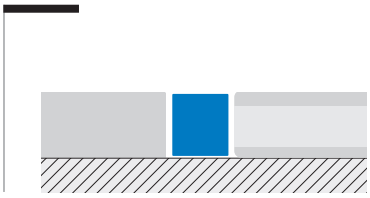

LEVELTEC ZP 100 OL Polished Brass

Extruded brass profile for pre-laid floor edges and terminal with dovetail internal flange fitting.

Material: Extruded Polished brass
Length: 2,70 metres
Profile covered with protective film strip

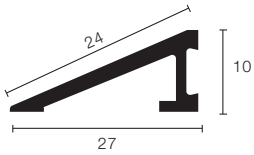

BxH	Art.
27x10	ZP 100 OL

LINETEC PR 10 OL Polished Brass

A full solid brass profile with a rounded-off section, designed for elegant terminal edge finish with either wood or tile floors.

Material: Extruded Polished brass
Length: 2,70 metres

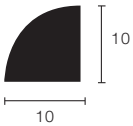

BxH	Art.
10x10	PR 10 OL

LINETEC PQ 10 * Natural Brass and Natural Stainless Steel

Full cube shaped solid brass profile: decorative separation or terminal edge finish. It can bear floor grinding, allowing one to work on the edge of the wooden floor without damaging the bordering ceramic.

Material: Extruded Natural brass
Natural Stainless Steel AISI 304
Length: 2,70 metres

BxH	Art.
8x10	PQ 10 ON
10x10	PQ 10 IN

LINETEC PU 10 OL Polished Brass

Hollow section "reverse U" profile very suitable for decorative separation between wood parquet and ceramic floors. The hollow cavity allows the glue to optimize its grip action.

Material: Extruded Polished brass
Length: 2,70 metres

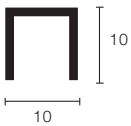

BxH	Art.
10x10	PU 10 OL

special profiles for traditional and laminate wooden floors

The laying of wooden floors must always allow for the wood's natural expansion and movement. Profiles are then required not only to join and edge floors of different essence and height but at the same time to ensure that proper space is left for necessary expansion. We therefore feature several solutions for traditional and floating wood coverings. Expansion of material once laid has been recorded also for laminated wood so attention must be paid both to the perimeter joint and threshold profiles because different coverings may indeed require different space for movement. Laminated wood is one of the most recent covering materials on the construction market and its paving bay, calculating an average of humidity and temperature provoking perimeter dilatation ranging from abt. 0,5 mm per linear meter of bay for the double-layer melamine floors and can go up to 2 mm for certain types of laminate coverings, under particular circumstances.

Our production comprises a variety of floating laminated wood profiles for the best possible anchoring and terminal edge of the covering itself. Solutions for traditional and floating floors are also available.

modular system for fitting wooden and laminated floors

multiclip®

MULTICLIP® is a system conceived to solve the problems associated with wooden floors. Especially laminate flooring systems.
It consists of a base section, one or more synthetic resin fixing clips to suit the depth of the flooring material and a wide range of finishing top strips. It is a true multipurpose and economical system that solves different problems using the minimum number of components.
Available in 8 popular wooden shades, anodised aluminium and solid brass.
MULTICLIP® system, patented system.

innovative solutions

MULTICLIP® system consists of:

- A range of finishing profiles of different shapes, colours and materials.

- A base section (drilled or perforated flanged) underlying track that can be fixed in place either with adhesives or mechanically using plugs and screws.

- Special "clips" to allow the jointing of different heights of floor covering as required.

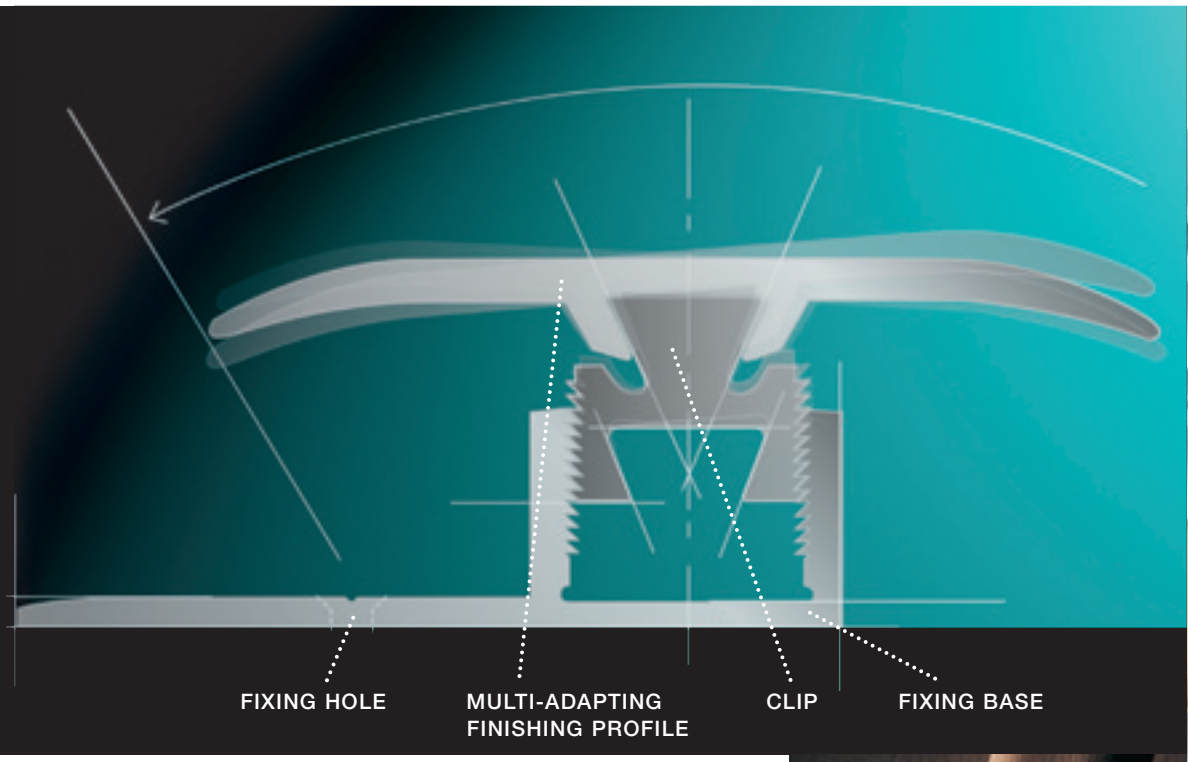



Use one clip to join height difference ranging from 6 ÷ 10 mm



Use two clips for height difference ranging from 11 ÷ 15 mm



Use three clips for height difference ranging from 16 ÷ 20 mm

MULTIFIX alternative fixing system with dowels.

Along with the track base and "clip" professional application one may utilize the dowel MULTIFIX fixed in drilled holes for a paving with less intense transit.

joining profile
for floors of
same height

multiclip® CLG 370

This clip system joining profile for matching floors can also compensate slight differences in height, up to 3 mm. The modular concept provides you with the possibility to adjust to other paving, matching all thicknesses using one or more clips. Thanks to the 16 mm space left empty underneath, **MULTICLIP®** profile works also as an expansion joint allowing for a ± 5 mm movement of the wood covering. As a matter of fact the general dampness or humidity factors are calculated to act 0,5 mm on dilatation per linear meter of bay on double-layer laminated wood flooring.
Patented system.
Illustrated scale dimension 1:1





MULTICLIP® CLG 370 A* Anodised Aluminium

Aluminium profile with a anodising coating in Silver, Gold or Bronze finish. The profile is adaptable to several floor coverings thanks to its versatility characteristics.

Mounts with Clip CL 80 P + aluminium base CLB 80 ANF / ANT.

Material: Extruded Anodised aluminium
Length: 2,70 metres
Lengths : 0,90 / 1,35 metres

Art.	Finish
CLG 370 AS	Silver
CLG 370 AO	Gold
CLG 370 AB	Bronze

MULTICLIP® CLG 370 * Aluminium Wood Cladding Finish

Profile with a melamine wood tone in 8 different varieties. Good tolerance to abrasion comparable to most melamine coverings. The melamine embossing on the aluminium is particularly smooth therefore it remains quite clean and blends well with the flooring tone.

Mounts with Clip CL 80 P + aluminium base CLB 80 ANF / ANT.

Material: Aluminium laminate covered
Length: 2,70 metres
Lengths : 0,90 / 1,35 metres

Art.	Finish
CLG 370 RS	Whitened
CLG 370 AC	Maple
CLG 370 FA	Beech
CLG 370 RO	Oak
CLG 370 CI	Cherry
CLG 370 NC	Light walnut
CLG 370 NS	Dark walnut
CLG 370 WE	Wengé

MULTICLIP® CLG 370 OL Polished Brass

Innovative: the new modular system Multiclip® allows to use also the traditional brass finishing profiles, as the clips in Resinil avoid binding. Solid polished brass for a lasting classic finish and a very good resistance to mechanical impacts.

Mounts with Clip CL 80 P + aluminium base CLB 80 ANF / ANT.

Material: Extruded Polished brass
Length: 2,70 metres
Lengths : 0,90 / 1,35 metres
Profile covered with protective film

Art.	Finish
CLG 370 OL	Polished brass

terminal profile for mismatching floors between 6÷11 mm

multiclip® *CLF 450*

Jointing terminal profile for mismatching floors ranging between 6 ÷ 11 mm. **MULTICLIP®** components fit perfectly together thanks to the clip in technopolymer, without binding and rattling. The multi groove cut clip insert allows the top profile to be pressed and interlocked with the base unit, while a slight swivel pivot action is allowed in order to follow the solicitations, especially on floating floors, and to match the two floor surfaces perfectly.
Patented system.
Illustrated scale dimension 1:1

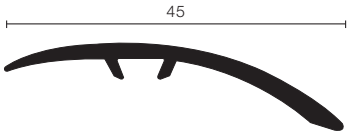

MULTICLIP® CLF 450 A* Anodised Aluminium

The profile is anodised aluminium with a Silver, Gold or Bronze colour finish. The profile is adaptable to several coverings and floor levels thanks to its versatility characteristics.

Mounts with Clip CL 80 P + aluminium base CLB 80 ANF / ANT.

Material: Anodised aluminium
Length: 2,70 metres
Lengths : 0,90 / 1,35 metres

Art.	Finish
CLF 450 AS	Silver
CLF 450 AO	Gold
CLF 450 AB	Bronze

MULTICLIP® CLF 450 * Aluminium Wood Cladding Finish

Profile with a melamine wood tone in 8 different varieties. High tolerance to abrasion comparable to most melamine coverings. The melamine embossing on the aluminium is particularly smooth therefore it remains quite clean and blends well with the flooring tone.

Mounts with Clip CL 80 P + aluminium base CLB 80 ANF / ANT.

Material: Aluminium laminate covered
Length: 2,70 metres
Lengths : 0,90 / 1,35 metres

Art.	Finish
CLF 450 RS	Whitened
CLF 450 AC	Maple
CLF 450 FA	Beech
CLF 450 RO	Oak
CLF 450 CI	Cherry
CLF 450 NC	Light walnut
CLF 450 NS	Dark walnut
CLF 450 WE	Wengé

MULTICLIP® CLF 450 OL Polished Brass

Innovative: the new modular system Multiclip® allows to use also the traditional brass finishing profiles, as the clips in Resinil avoid binding. Solid polished brass for a lasting classic finish and a very good resistance to mechanical impacts.

Mounts with Clip CL 80 P + aluminium base CLB 80 ANF / ANT.

Material: Extruded Polished brass
Length: 2,70 metres
Lengths : 0,90 / 1,35 metres
Profile covered with protective film

Art.	Finish
CLF 450 OL	Polished brass

terminal profile for mismatching floors between 12÷18 mm

multiclip® *CLF 490*

Jointing terminal profile for mismatching floors ranging between 12 ÷ 18 mm and over. To be used with at least two fixing clips. This terminal profile allows an easy junction between ceramic or parquet floors and existing surfaces or with carpet or vinyl lower coverings. The multi groove cut clip insert allows the top profile to be pressed and interlocked with the base unit, while a slight swivel pivot action is allowed in order to follow the solicitations, especially on floating floors, and to match the two floor surfaces perfectly. Patented system. Illustrated scale dimension 1:1

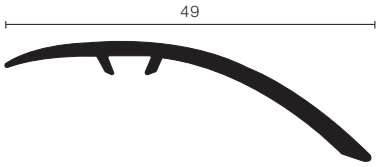

MULTICLIP® CLF 490 A* Anodised Aluminium

The profile is anodised aluminium with a Silver, Gold or Bronze colour finish. The profile is adaptable to several coverings thanks to its versatility characteristics.

Mounts with Clips CL 80 P + aluminium base CLB 80 ANF / ANT.

Material: Extruded Anodised aluminium
Length: 2,70 metres
Lengths : 0,90 / 1,35 metres

Art.	Finish
CLF 490 AS	Silver
CLF 490 AO	Gold
CLF 490 AB	Bronze

MULTICLIP® CLF 490 * Aluminium Wood Cladding Finish

Profile with a melamine wood tone in 8 different varieties. Good tolerance to abrasion comparable to most melamine coverings. The melamine embossing on the aluminium is particularly smooth therefore it remains quite clean and blends well with the flooring tone.

Mounts with Clips CL 80 P + aluminium base CLB 80 ANF / ANT.

Material: Aluminium laminate covered
Length: 2,70 metres
Lengths : 0,90 / 1,35 metres

Art.	Finish
CLF 490 RS	Whitened
CLF 490 AC	Maple
CLF 490 FA	Beech
CLF 490 RO	Oak
CLF 490 CI	Cherry
CLF 490 NC	Light walnut
CLF 490 NS	Dark walnut
CLF 490 WE	Wengé

MULTICLIP® CLF 490 OL Polished Brass

Innovative: the new modular system Multiclip® allows to use also the traditional brass finishing profiles, as the clips in Resinil avoid binding. Solid polished brass for a lasting classic finish and a very good resistance to mechanical impacts.

Mounts with Clips CL 80 P + aluminium base CLB 80 ANF / ANT.

Material: Extruded Polished brass
Length: 2,70 metres
Lengths : 0,90 / 1,35 metres
Profile covered with protective film

Art.	Finish
CLF 490 OL	Polished brass

perimeter joint terminal profile – for proper dilatation spacing

multiclip® *CLP 270*

Perimeter joint in aluminium. It provides movement joint avoiding the use of skirting board, thanks to its 16 mm internal cavity with a fixing bar that allows on average ± 5 mm floor movement. It is also suitable for trimming sliding doors tracks and entrance mattings.
Patented system.
Illustrated scale dimension 1:1

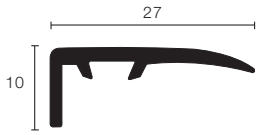





MULTICLIP® CLP 270 A* Anodised Aluminium

The profile is anodised aluminium with a Silver, Gold or Bronze colour finish. The profile is adaptable to several coverings thanks to its versatility characteristics.

Mounts with Clip CL 80 P + aluminium base CLB 80 ANF / ANT.

Material: Extruded Anodised aluminium
Length: 2,70 metres

Art.	Finish
CLP 270 AS	Silver
CLP 270 AO	Gold
CLP 270 AB	Bronze

MULTICLIP® CLP 270 * Aluminium Wood Cladding Finish

Profile with a melamine wood tone in 8 different varieties. Good tolerance to abrasion comparable to most melamine coverings. The melamine embossing on the aluminium is particularly smooth therefore it remains quite clean and blends well with the flooring tone.

Mounts with Clip CL 80 P + aluminium base CLB 80 ANF / ANT.

Material: Aluminium laminate covered
Length: 2,70 metres

Art.	Finish
CLP 270 RS	Whitened
CLP 270 AC	Maple
CLP 270 FA	Beech
CLP 270 RO	Oak
CLP 270 CI	Cherry
CLP 270 NC	Light walnut
CLP 270 NS	Dark walnut
CLP 270 WE	Wengé

stair nosing in aluminium for melamine coverings

multiclip® *CLS 250*

Stair nosing profile in aluminium or with laminate wood tone cladding contributes to better identify the treading edge as well as protect and give a step safety feature to the staircase and mask imperfections.
Patented system.
Illustrated scale dimension 1:1

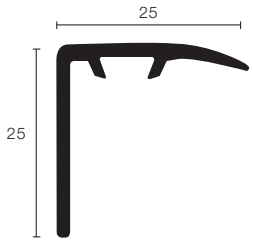



MULTICLIP® CLS 250 A* Anodised Aluminium

The profile is anodised aluminium with a Silver, Gold or Bronze colour finish. The profile is adaptable to several coverings thanks to its versatility characteristics.

Mounts with Clip CL 80 P + aluminium base CLB 80 ANF / ANT.

Material: Extruded Anodised aluminium
Length: 2,70 metres

Art.	Finish
CLS 250 AS	Silver
CLS 250 AO	Gold
CLS 250 AB	Bronze

MULTICLIP® CLS 250 * Aluminium Wood Cladding Finish

Profile with a melamine wood tone in 8 different varieties. Good tolerance to abrasion comparable to most melamine coverings. The melamine embossing on the aluminium is particularly smooth therefore it remains quite clean and blends well with the flooring tone.

Mounts with Clip CL 80 P + aluminium base CLB 80 ANF / ANT.

Material: Aluminium laminate covered
Length: 2,70 metres

Art.	Finish
CLS 250 RS	Whitened
CLS 250 AC	Maple
CLS 250 FA	Beech
CLS 250 RO	Oak
CLS 250 CI	Cherry
CLS 250 NC	Light walnut
CLS 250 NS	Dark walnut
CLS 250 WE	Wengé

jointing finishing strip profile

multifix™ CLG 300

Jointing profile strip slightly cambered for matching floors at the same level. This article has been expressly designed for domestic environments and DIY market, with the nylon **"MULTIFIX"** dowel screws for the installation.
Illustrated scale dimension 1:1

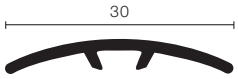



MULTIFIX CLG 300 A* Anodised Aluminium

The profile is anodised aluminium with Silver, Gold or Bronze colour finish. The profile is adaptable to several floors thanks to its versatility characteristics.

Mounts with nylon dowel code CLX 45.

Material: Extruded Anodised aluminium
Length: 2,70 metres
Lengths : 0,90 / 1,35 metres

Art.	Finish
CLG 300 AS	Silver
CLG 300 AO	Gold
CLG 300 AB	Bronze

MULTIFIX CLG 300 * Aluminium Wood Cladding Finish

Profile with a melamine wood tone in 8 different varieties. Good tolerance to abrasion comparable to most melamine coverings. The melamine embossing on the aluminium is particularly smooth therefore it remains quite clean and blends well with the flooring tone.

Mounts with nylon dowel code CLX 45.

Material: Aluminium laminate covered
Length: 2,70 metres
Lengths : 0,90 / 1,35 metres

Art.	Finish
CLG 300 RS	Whitened
CLG 300 AC	Maple
CLG 300 FA	Beech
CLG 300 RO	Oak
CLG 300 CI	Cherry
CLG 300 NC	Light walnut
CLG 300 NS	Dark walnut
CLG 300 WE	Wengé

MULTIFIX CLG 300 OL Polished Brass

Solid brass polished trim for a classic lasting finish and a very good resistance to mechanical impacts.

Mounts with nylon dowel code CLX 45.

Material: Extruded Polished brass
Length: 2,70 metres
Lengths : 0,90/1,35 metres
Profile covered with protective film

Art.	Finish
CLG 300 OL	Polished brass

assembly system multiclip® and multifix™

MULTICLIP® is easy to assemble and allows an even faster disassembly without any damage to the laid floor.

MULTICLIP® assembly:

1. Set the base profile in position using either screws and dowels or the perforated fixing base flange for adhesive laying.

2. Align the base section to the wooden floor edge to allow a suitable gap for expansion joints.

3. Insert one or more “clips” into the finishing profile and align onto the fixing base.

4. Protecting the finishing profile with a wooden batten tap the clips into the fixing base.

MULTICLIP® disassembly

Where necessary, the profile can be easily removed without damaging the laid floor or the fixing base.

1. Drill hole with a 3 mm drill bit

2. Insert a 4 mm screw

3. Lift and remove

Mounting MULTIFIX

The profile series MULTICLIP® may be assembled and laid by use of the nylon dowel “MULTIFIX” whenever there is a limited or residential type of pedestrian transit. The MULTIFIX dowel is utilized with these articles: CLG 300, CLG 370, CLF 450.

1. Drill hole using a 6 mm drill bit

2. Insert the dowels

3. Align the dowels

4. Hammer in with protecting batten

junctions and edgings for wooden and laminate floors with traditional fixing systems

multicover™

MULTICOVER represents two further possibilities of alternative fixing for the junction and edging profiles series CLG and CLF, with wood clad finish. These profiles are actually available also in the drilled version for fixing with screws and dowels, or self adhesive, provided with a special high quality elastomer adhesive for easier application. For installation just cut the profile to the required length, remove the protective film and press downward on the profile until it is fixed firmly. For a good hold the support must be sound, smooth, clean, dry and free from grease and loose materials.

Illustrated scale dimension 1:1

Profile with a melamine wood tone in 8 different varieties. Good tolerance to abrasion comparable to most melamine coverings. The melamine embossing on the aluminium is particularly smooth, therefore it remains quite clean and blends well with the flooring tone.

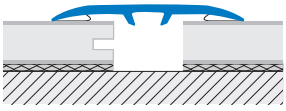

Installation for self-adhesive version:
1) Check if support is sound, smooth, clean, dry and free from grease and loose materials.
2) Cut profile to the required length and remove the protective film.
3) Press downwards on the profile until it is fixed firmly. Do not hammer.

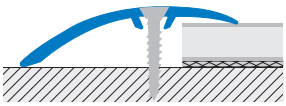

Installation for pre-drilled version:
1) Cut profile to the required length and mark the holes position.
2) Insert the dowels and fix in using suitable flare head screws.

MULTICOVER CLG 370* Aluminium Wood Cladding Finish

Junction profiles for floors at the same height.

Material: Extruded Aluminium laminate covered
Length: 2,70 metres
Length ⊡ : 0,90 / 1,35 metres

MULTICOVER CLF 450* Aluminium Wood Cladding Finish

Terminal profile for mismatching floors ranging between 6 ÷ 11 mm.

Material: Extruded Aluminium laminate covered
Length: 2,70 metres
Length ⊡ : 0,90 / 1,35 metres

B=mm	Finish	self-adhesive	drilled
37	Whitened	CLG 370 RSA	CLG 370 RSF
37	Maple	CLG 370 ACA	CLG 370 ACF
37	Beech	CLG 370 FAA	CLG 370 FAF
37	Oak	CLG 370 ROA	CLG 370 ROF
37	Cherry	CLG 370 CIA	CLG 370 CIF
37	Light walnut	CLG 370 NCA	CLG 370 NCF
37	Dark walnut	CLG 370 NSA	CLG 370 NSF
37	Wengé	CLG 370 WE	CLG 370 WE
B=mm	**Finish**	**self-adhesive**	**drilled**
45	Whitened	CLF 450 RSA	CLF 450 RSF
45	Maple	CLF 450 ACA	CLF 450 ACF
45	Beech	CLF 450 FAA	CLF 450 FAF
45	Oak	CLF 450 ROA	CLF 450 ROF
45	Cherry	CLF 450 CIA	CLF 450 CIF
45	Light walnut	CLF 450 NCA	CLF 450 NCF
45	Dark walnut	CLF 450 NSA	CLF 450 NSF
45	Wengé	CLF 450 WEA	CLF 450 WEF

terminal edge profile for wooden and laminate floors

woodtec™ LT

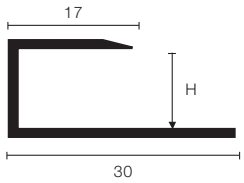

This terminal edge perimeter profile trim is especially designed for floating wooden floors to ideally finish to wall edge and adjacent floors. It also serves as an expansion joint and is an alternative to skirting. Also ideal for edging sliding doors tracks and entrance mat edging. It can be fixed with dowels or screws and guarantees a perfect hold. To be fixed with screws and dowels.
Illustrated scale dimension 1:1

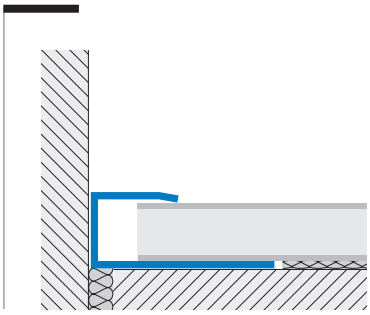

WOODTEC LT-A*N Anodised Aluminium

The profile is anodised aluminium with Silver, Gold or Bronze colour finish. The profile is easily adaptable to several coverings for colour and texture and is well tolerant to oxidation but less resistant to mechanical impact. In areas with higher transit the use of the solid brass article is recommended.

Material: Extruded Anodised aluminium
Length: 2,70 metres
Colours*: Silver, Gold, Bronze

H=mm	Art.
7	LT 70 A*N
9	LT 90 A*N
10,2	LT 100 A*N
13	LT 130 A*N
15	LT 150 A*N

WOODTEC LT 90*N Aluminium Wood Cladding Finish

Profile for the most common mismatching floors ranging between 7,5 and 9 mm. Melamine wood tone in 8 different varieties. Good tolerance to abrasion comparable to most melamine coverings. The melamine embossing on the aluminium is particularly smooth therefore it remains quite clean and blends well with the flooring tone.

Material: Aluminium laminate covered
Length: 2,70 metres
Colours: 8 wooden colours
Height: 9 mm

Finish	Art.
Whitened	LT 90 RSN
Maple	LT 90 ACN
Beech	LT 90 FAN
Oak	LT 90 RON
Cherry	LT 90 CIN
Light walnut	LT 90 NCN
Dark walnut	LT 90 NSN
Wengé	LT 90 WEN

WOODTEC LT-OLN Polished Brass

Thanks to the natural properties of brass, this profile is highly tolerant to mechanical impact and areas subject to chemical presence yet still helps maintain an elegant finish to the coverings applied.

Material: Polished Brass laminated
Length: 2,70 metres
Profile covered with protective film

H=mm	Art.
10	LT 100 OLN
15	LT 150 OLN
22	LT 220 OLN

WOODTEC LT-ILN Polished Stainless steel

High tolerance steel profile particularly recommended for commercial and industrial environments. This article is also recommended for heavy transit areas offering a good mechanical resistance.

Material: Polished Stainless Steel
Length: 2,70 metres
Profile covered with protective film

H=mm	Art.
10	LT 100 ILN
15	LT 150 ILN
22	LT 220 ILN

terminal edge profile for wooden floors

woodtec™ LP

This terminal edge perimeter profile trim is especially designed for floating wooden floors to ideally join them to adjacent floors of lower level or to existing floors. It serves as an expansion with the extra internal gap. This profile is to be fixed with screws and dowels.
Illustrated scale dimension 1:1



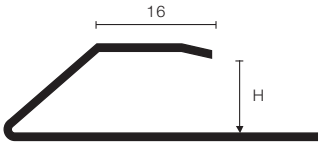

WOODTEC LP-OLN Polished Brass

Thanks to the natural properties of brass, it ensures a good tolerance to mechanical impact and in areas subject to chemical presence, it still contributes to maintain an elegant finish to the coverings applied. Through contact with moisture or corrosive media, brass may oxidize on exposed surfaces. This situation can be easily solved by buffing the product with a conventional polisher to return to its original shine.

Material: Polished brass laminated
Length: 2,70 metres
Profile covered with protective film

H=mm	Art.
10	LP 100 OLN
15	LP 150 OLN
22	LP 220 OLN

WOODTEC LP-ILN Polished Stainless Steel

High tolerance stainless steel profile particularly recommended for commercial and industrial environments. This article is also recommended for heavy transit areas offering a good mechanical resistance.

Material: Polished Stainless steel
Length: 2,70 metres
Profile covered with protective film

H=mm	Art.
10	LP 100 ILN
15	LP 150 ILN
22	LP 220 ILN

junction and transition profile for floors at same level

woodtec™ LG

Junction profile especially designed for floating wooden floors. The shape and dimension of the profile allow enough space for the wood's natural expansion. The flat top face is also suitable for threshold under doorways.
Illustrated scale dimension 1:1

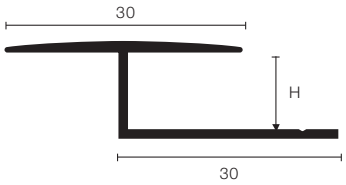



WOODTEC LG-A*N Anodised Aluminium

Profile in anodised aluminium Silver, Gold or Bronze. Considered ideal for classier decorative internal coverings. Highly resistant to oxidation but less tolerant to mechanical stress for it is meant for residential areas.

Material: Extruded Anodised aluminium
Length: 2,70 metres
Colours*: Silver, Gold, Bronze

H=mm	Art.
7	LG 70 A*N
9	LG 90 A*N
10,2	LG 100 A*N
13	LG 130 A*N
15	LG 150 A*N

underlay closed cell polyethylene sheet membrane

polifoam™

An underlying insulating membrane for moisture and sound barrier for floating and natural wooden floors. Thanks to its double ply polyethylene sheet it ensures high impermeability as to protect the covering. Its closed cell bubble structure helps level out slight differences of the screed.

POLIFOAM PFF 20 HD closed cell foamed polyethylene

Polyethylene sheet coupled with thin HDPE laminate sheet to help preventing humidity damage. The product is odourless and completely non toxic and chemically inert.

Material: Polyethylene + HDPE
Dimensions: supplied in 25 m² rolls

H=mm	Art.
2	PFF 20 HD

POLIFOAM PFF 20 HDA polyethylene covered with a silver effect film

Polyethylene thin foamed membrane covered with a silver effect polypropylene film ply of 20 my. Ideal for parquet underlying thermal insulation thanks to the reflecting power of the metallized film and to its low energy conductivity which reduces energetic losses. The metallized side is to be directly applied onto the screed.

Material: Polyethylene + Silver effect Polypropylene
Dimensions: supplied in 30 m² rolls

H=mm	Art.
2	PFF 20 HDA

profiles for carpeting resilient and vinyl coverings

Resilient coverings, fitted moquette carpeting in tension or simply laid onto floors may need perimeter edge trimming or transition profiles to compensate for differences in height and also provide an elegant finishing touch while covering imperfections. Generally the thickness of these coverings ranges from 2 to 7 mm. The right product choice enables to proper finish the covering job and to convey an agreeable aesthetic touch to the surroundings. We offer a wide variety of technical and affordable solutions which range from chamfered self-adhesive profile trims and strips, to edgings and stair nosings specific for vinyl floors. A range of trims is available also for carpet and different covering applications which require the best possible edging and definition.

joining transition profile for carpet flooring

carpetec™ MG

Jointing profile with a fixing base for before carpet laying and top strip with grooved surface to be interlocked onto the base bar once the carpet is laid. Toothed base bar o pre-drilled is available.The base and the upper top are two different articles to be ordered separately. Illustrated scale dimension 1:1

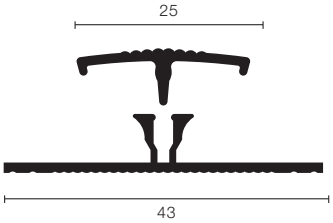

CARPETEC MG 25 A*N Anodised Aluminium - Top

Top profile available in three different aluminium colour finishes: Silver, Gold, Bronze. The profile is commonly used in domestic environments.

Material: Extruded Anodised aluminium
Length: 2,70 metres
Colours*: Silver, Gold, Bronze

B=mm	Art.
25	MG 25 ASN
25	MG 25 AON
25	MG 25 ABN

CARPETEC MG 25 OLN Polished Brass - Top

Top profile in polished brass highly resistant to mechanical impact, chemical corrosion and wear and tear.

Material: Extruded Polished brass
Length: 2,70 metres

B=mm	Art.
25	MG 25 OLN

CARPETEC MGB 25 AN* Natural Aluminium - Fixing base

Drilled base to be fixed with screws and dowels, for glued carpet, code F. Toothed base for stretched carpet, code D.

Material: Natural Aluminium
Length: 2,70 metres

B=mm	Art.
43	MGB 25 ANF
43	MGB 25 AND

terminal edge self adjusting carpet profiles

carpetec ™

Terminal profile for flexible or soft coverings such as fitted moquette carpeting or coco/fibre rug. By pressing down on the profile it will adjust to the thickness of the covering protecting the edge and cover imperfections.
Illustrated scale dimension 1:1

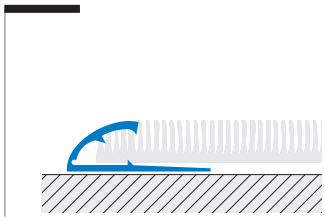

CARPETEC MA 24 A*A Anodised Aluminium Self-adhesive

Self adjusting carpet profile trim. Self-adhesive bottom strip to guarantee a firm hold on any surface without raising the height.

Material: Extruded Anodised aluminium
Length: 2,70 metres
Lengths : 0,90 / 1,35 metres

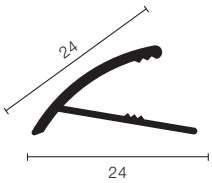

B=mm	Art.
24	MA 24 ASA
24	MA 24 A0A
24	MA 24 ABA

CARPETEC MS 26 A* Anodised Aluminium Drilled or Adhesive

Self adjusting profile with less face surface for a neat and more discreet finish. To be fixed with screws and dowels. Available also self-adhesive.

Material: Extruded Anodised aluminium
Length: 2,70 metres
Lengths : 0,90 / 1,35 metres

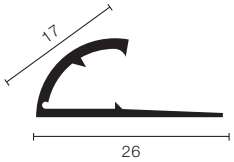

B=mm	Art.
26	MS 26 ASF/A
26	MS 26 A0F/A
26	MS 26 ABF/A

CARPETEC MS 26 OLN Polished Brass

Solid brass profile, guarantees an excellent resistance to mechanical and chemical impacts while conveying a long lasting "classic" finish.

Material: Extruded Polished brass
Length: 2,70 metres
Lengths : 0,90 / 1,35 metres

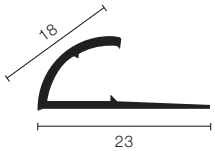

B=mm	Art.
23	MS 26 OLN

CARPETEC MD 43 A*F Anodised Aluminium Drilled

Ideal for border edging for fitted moquette carpeting and gangways thanks to the ample mounting flange which can be also prepared with self adhesive tape.

Material: Extruded Anodised aluminium
Length: 2,70 metres

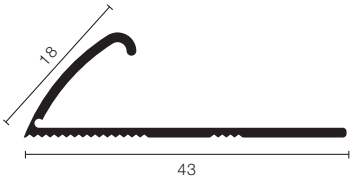

B=mm	Art.
43	MD 43 ASF
43	MD 43 AOF
43	MD 43 ABF

CARPETEC MD 43 A*D Anodised Aluminium Toothed

Profile with internal toothed flange for better grip for stretching carpeting.

Material: Extruded Anodised aluminium
Length: 2,70 metres

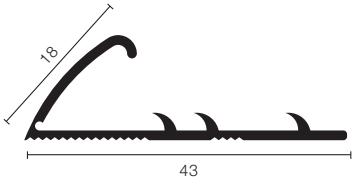

B=mm	Art.
43	MD 43 ASD
43	MD 43 AOD
43	MD 43 ABD

versatile self adjusting joining profile for mismatching floors

carpetec™ MP

This multifunctional profile has a self adjusting feature which allows it to automatically adjust to differing flooring heights.
Terminal or junction between two different coverings.
Illustrated scale dimension 1:1

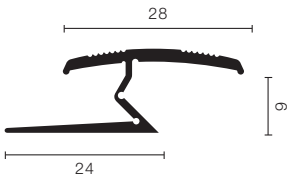

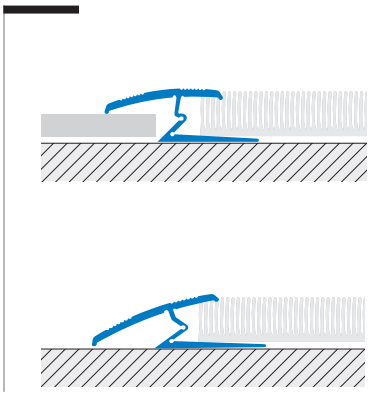



CARPETEC MP 28 A*A Anodised Aluminium Self-adhesive

This anodised aluminium profile is available in three different colour finishes: Silver, Gold, Bronze. The profile is commonly used in domestic environments for the colour coordination. Prepared adhesive bottom strip for fast application.

Material: Extruded Anodised aluminium
Length: 2,70 metres
Lengths : 0,90 / 1,35 metres
Colours*: Silver, Gold, Bronze

B=mm	Art.
28	MP 28 ASA
28	MP 28 AOA
28	MP 28 ABA

CARPETEC MP 28 A*F Anodised Aluminium Drilled

This anodised aluminium profile is available in three different colour finishes: Silver, Gold, Bronze. The profile is commonly used in domestic environments for the colour coordination. Supplied with pre-drilled holes for screws or dowels.

Material: Extruded Anodised aluminium
Length: 2,70 metres
Lengths : 0,90 / 1,35 metres
Colours*: Silver, Gold, Bronze

B=mm	Art.
28	MP 28 ASF
28	MP 28 AOF
28	MP 28 ABF

profiles for resilient and vinyl floors

linotec ™

Terminal edges and nosing profile trims for coverings in PVC, linoleum or other thin material coverings, with 2 ÷ 3 mm thickness, just like the needle-punched pressed rugs. These profiles ensure a clean and neat finish with a slight extra height adding and hide cutting imperfections.
Illustrated scale dimension 1:1



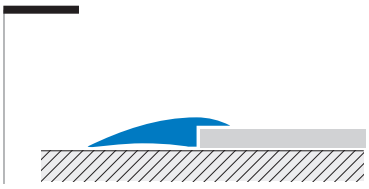

LINOTEC AP 17 AS* Anodised Aluminium Self-adhesive

Flat level terminal trim slightly rounded and self-adhesive for mismatching 2 ÷ 3 mm floors. Profile developed in Silver anodised aluminium which is well suited for domestic environments and colour combinations. Also not self-adhesive.

Material: Silver Anodised aluminium
Length: 2,70 metres

B=mm	Art.
17	AP 17 ASA

LINOTEC AP 19 OL* Polished Brass Self-adhesive

Flat level terminal trim slightly rounded and self-adhesive for mismatching 2 ÷ 3 mm floors. Solid brass polished profile with good resistance to mechanical impact, chemical corrosion and wear and tear. Also not self-adhesive.

Material: Extruded Polished brass
Length: 2,70 metres
Profile covered with protective film strip

B=mm	Art.
19	AP 19 OLA

LINOTEC AV 30 OL* Polished Brass Self-adhesive

A well contoured profile for mismatching floors from 2 ÷ 3 mm. Solid brass polished profile highly resistant to mechanical impact, chemical corrosion and wear and tear. Also not self-adhesive.

Material: Laminated polished Brass
Length: 2,70 metres
Lengths ⊟: 0,90 / 1,35 metres
Product packaged with protective film strip

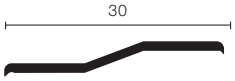

B=mm	Art.
30	AV 30 OLA

STAIRTEC SC 30 A*N Anodised Aluminium

Stair nosing profile for resilient flooring suitable for thicknesses ranging between 2 and 3 mm. Fast and lasting stair step finish.

Material: Extruded Anodised aluminium
Length: 2,70 metres
Colours*: Silver, Gold, Bronze

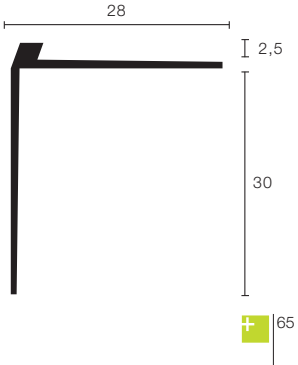

H1+H	Art.
2,5+30	SC 30 ASN
2,5+30	SC 30 AON
2,5+30	SC 30 ABN

stair nosing profiles

When finishing a staircase with ceramic or other flooring materials it is important to consider two important factors: safety and appearance. By using the proper profile both these requirements can be satisfied.

Profiles with anti-slip insert rubber strips or tread grooves provide a higher safety feature. The use of a stair nosing allows the choice of a wide range of floor coverings. Many ceramic tiles, for example, do not have special edging profiles available for use on stairs.

PROFILITEC® proposes a wide range of technical stairnosings, suitable for all kinds of floor coverings and perfectly meeting with the European safety standards currently in force: ideal then for renovations and updating works of public buildings. The profile offers a long lasting protection and better defines the step and ensures resistance to wear and tear over time.

stair edging profile for tiles

stairtec™ FSF

Ceramic tile laying jobs may sometimes be quite delicate with problems which differ from standard applications such as linear wall tiling. Stairs, for instance, to be covered with the same tiles as the floor may require non standard spacing to match different heights from step to connecting floor for example.
The STAIRTEC product range is conceived to face these adjustment problems by featuring valid and lasting technical solutions.
Illustrated scale dimension 1:1

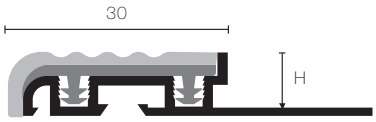

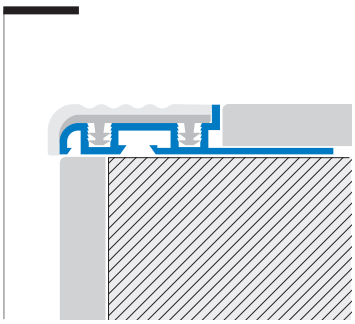

STAIRTEC FSF-A* Aluminium + Synthetic insert width 30 mm

Base profile in aluminium with an anti-slip synthetic insert strip already mounted which can be replaced in case of damage or wear.
End caps FST available for each height 8 /10 / 12,5 mm.

Spare insert, code FSFI 30 P*.

Material: Extruded Natural Aluminium
Synthetic Resinflex insert
Length: 2,70 metres
Width: 30 mm
Colours*: grey, beige, black, yellow

H=mm	Art.	Colour
8	FSF 80 A*	23 / 32 / 51 / 53
10	FSF 100 A*	23 / 32 / 51 / 53
12,5	FSF 125 A*	23 / 32 / 51 / 53



stair edging profile for tiles

stairtec™ FSL

STAIRTEC series proposes technical effective, practical and long-lasting solutions for the stairnosing finishes, according to the most recent UE safety standards which provide proper anti-slip elements.
"Riser cover" device , patented system.
Illustrated scale dimension 1:1

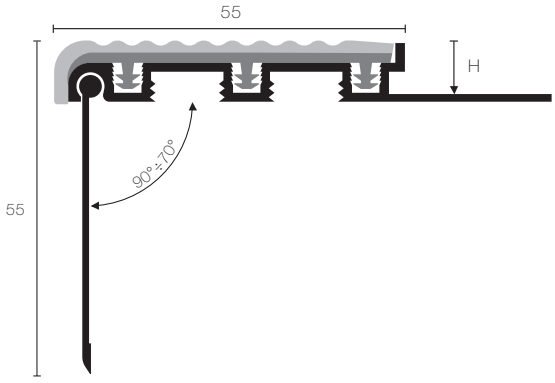



STAIRTEC FSL-A* Aluminium + Synthetic insert width 55 mm

Base profile in aluminium with an anti-slip synthetic insert strip already mounted which can be replaced in case of damage or wear.
End caps FSLT available for each height 8 / 10 / 12,5 mm.
Spare insert, code FSLI 55 P*.

Material: Extruded Natural Aluminium
Synthetic Resinflex insert
Length: 2,70 metres
Width: 55 mm
Colours*: grey, beige, black, yellow

H=mm	Art.	Colour
8	FSL 80 A*	23 / 32 / 51 / 53
10	FSL 100 A*	23 / 32 / 51 / 53
12,5	FSL 125 A*	23 / 32 / 51 / 53

STAIRTEC FSA 50 AS Anodised Aluminium Silver

Optional riser in anodised aluminium for use with stair edging base profile FSL, to allow improved step edge visibility or partially covering the riser, in line with the most recent accessibility standards.

Material: Extruded Anodised Aluminium
Length: 2,70 metres
Height: 50 mm
Colour: Silver

H=mm	Art.	Colour
50	FSA 50 AS	Silver

STAIRTEC FSLT End caps

End caps to complete the profile in a proper and neat way.

Material: Polypropylene

description	Art.
End Cap	FSLT + colour

“clip system” stair nosing profile for ceramic laid steps

stair+ec™ FS

Ceramic tile laying jobs may sometimes be quite delicate with problems which differ from standard applications such as linear wall tiling. Stairs, for instance, to be covered with the same tiles as the floor may require non standard spacing to match different heights from step to connecting floor for example. The **STAIRTEC** product range is conceived to face these adjustment problems by featuring valid and lasting technical solutions. Patented system.
Illustrated scale dimension 1:1

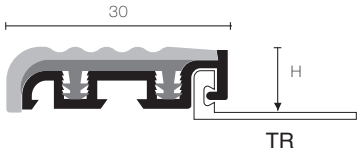



STAIRTEC FS 30 A* Aluminium + Synthetic insert

“Clip system” working technology has been conceived to allow the layer to meet the different requirements of thickness for the various floor-covering materials yet with a limited number of modular elements, reducing then stock commitments.
The system combines an aluminium base section- equipped with an anti-slip insert- with a profile TRIMTEC- chosen with the desired height- which works as a fixing flange. The system works even with the off-cuts of TR series with a consequent economical advantage.
To choose the correct height of trim to be used, subtract 2 mm from the tile thickness you need to match with.
Example: for 10 mm tiles, insert TRIMTEC H = 8 mm into the basic module STAIRTEC FS, as STAIRTEC FS will increase the overall height of the assembled section by 2 mm. The required 10mm thickness is then achieved. The synthetic resin insert can be replaced in case of damage or wear and tear.

Spare insert, code FSI 30 P*.

CHARACTERISTICS
Base profile in aluminium, with an anti-slip synthetic insert strip for pre inserted in base. TRIMTEC flange profile is not included as it is to be ordered separately based upon the desired height to match the tile (Tile H reduced by 2 mm). Available endplugs FST height 8/10/12,5 mm.

Material: Natural aluminium extruded
Synthetic Resinflex insert
Length: 2,70 metres
Width: 30 mm

B=mm	Art.	Colour
30	FS 30 A 23	cement grey
30	FS 30 A 32	dark beige
30	FS 30 A 51	black graphite
30	FS 30 A 53	yellow

H=mm	Art.
4,5	TR 45 AN
6	TR 60 AN
8	TR 80 AN
10	TR 100 AN
12,5	TR 125 AN
15	TR 150 AN
17,5	TR 175 AN
20	TR 200 AN

stainless steel stair nosing with anti-slip insert

stairtec™ FI

STAIRTEC FI is a technical profile especially designed to edge ceramic or porcelain stoneware tile steps. It is highly resistant and is an economic solution to the "special ceramic edge piece". Although made of steel it can still give a pleasant look to the staircase, especially in public or commercial areas. **STAIRTEC FI** can handle intense pedestrian transit and maintains its safety feature thanks to the carborundum anti-slip strips on its surface.
Illustrated scale dimension 1:1

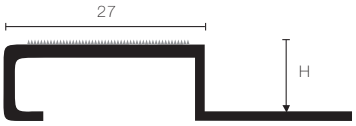



STAIRTEC FI-IL Polished Stainless Steel AISI 304 - DIN 1.4301

Stainless steel profile, AISI 304 standard, ensures good tolerance to most of diluted chemicals or detergents present in laboratories, food processing plants, commercial kitchens, slaughter houses, breweries and public toilets.
The anti-slip insert is supplied separately as it needs to be applied on the FI profile already installed, on a clean and dry surface.

Material: Polished Stainless Steel AISI 304
Length: 2,70 metres

H=mm	Art.
8	FI 80 IL
10	FI 100 IL
12,5	FI 125 IL
19x18,3 m	SWH 19 anti-slip strip

wooden stair nosing in oak with supporting structure

stairtec™ FW

STAIRTEC FW is a stair nosing in natural solid wood, with a supporting angular structure in perforated aluminium to improve its fixing and stability. Its simple shape and size make it a finish suitable for all kind of environments, either modern or traditional. Ideal for step applications in domestic areas, it performs well also to contour tiled kitchen tops.
Illustrated scale dimension 1:1

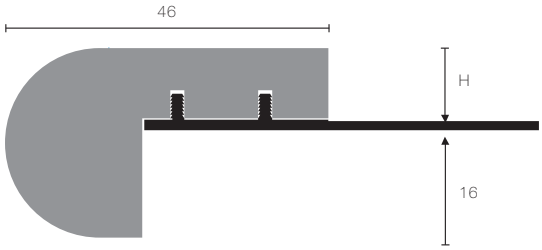

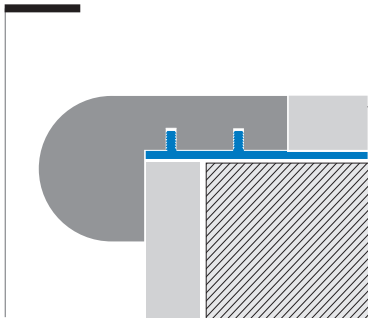

STAIRTEC FW - RON Oak - natural finish

Profile in natural solid wood with support in perforated aluminium for gluing and reinforcing.
The profile is supplied pre-assembled. Prior to installation the wood element should be treated with a suitable coating or protective oil to achieve the required colour.

Material: Oak - natural finish
Length: 2,70 metres

H=mm	Art.	Finish
10	FW 100 RON	Oak
12,5	FW 125 RON	Oak
15	FW 150 RON	Oak

linear metal stair nosing profile

stairtec™ SR

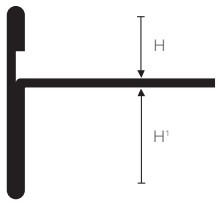

Stainless steel section

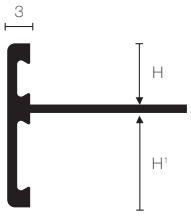

Aluminium and brass section

STAIRTEC SR is a linear profile, which works very well as stair nosing for steps and finishing trim for all exposed corners, thanks to its quick and practical application covering perfectly well the tile gap over the step while protecting the edge. The SR trim has an extended vertical edge which serves to better cover and protect the joining surfaces or paint finishing, avoiding future fissuring.
Its particular section design makes it suitable to match two different floor thicknesses for example 10 and 12,5 mm with the same reversible profile.
Vertical anchorage with dovetail internal cavity groove. Patented system.
Illustrated scale dimension 1:1

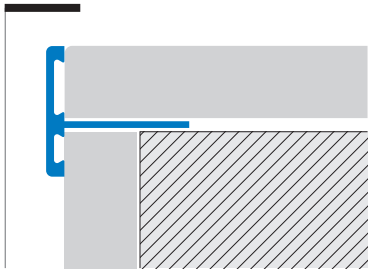

TRIMTEC SR-ON Natural Brass

The particular straight edge cut profile guarantees protection of vulnerable edges of ceramic stairs. Brass suffers from continuous exposure to humidity leading to oxidation of the surface – a normal polish buffing will bring the product back to its original shine.

Material: Extruded Natural brass
Length: 2,70 metres
Anchorage improved on the vertical side

H/H1=mm	Art.
8/15	SR 8/15 ON
10/12,5	SR 10/12 ON

TRIMTEC SR-AS Silver Anodised Aluminium

This profile has a silver coating and is suitable for both indoor or outdoor application with high tolerance to weather agents but less to mechanical impact. During installation excess adhesive and grout should be removed immediately to avoid stains. The exposed surface may change colour or darken in time. Where higher stresses are involved the use of brass profiles is recommended.

Material: Extruded Anodised aluminium
Colour: Silver
Length: 2,70 metres
Anchorage improved on vertical side

H/H1=mm	Art.
8/15	SR 8/15 AS
10/12,5	SR 10/12 AS

TRIMTEC SR-IL Polished Stainless Steel AISI 304 - DIN 1.4301

This stainless steel profile is AISI 304 standard which ensures high tolerance to most of diluted chemicals found in laboratories or strong detergents present in food processing plants, commercial kitchens, slaughter houses, breweries, hospitals, public toilets etc. The profile has a slight difference in shape compared to the brass one, due to the steel bending process.

Available in top brushed effect, code IS.

Material: Polished Stainless Steel AISI 304
Length: 2,70 metres

H/H1=mm	Art.
8/15	SR 8/15 IL
10/12,5	SR 10/12 IL

CURVELINE

TRIMTEC SR series are also available with a special cut flange so they become formable for curved edges and inlays. To order: add the letter D to the product code – for further details see page 35.

decorative stair nosing profile in aluminium or brass

stairtec™ FL

STAIRTEC FL is a technical rounded off stair nosing profile with particular decorative design which helps create a very distinctive feature edge finish to the stair case. The vertical edge trim helps cover cutting imperfections as well to blend into other possible future covering material of the stairs. It truly looks like a "special piece" edge finish yet it is solid and long lasting. Its top grooved surface gives the stair the sufficient safety feature. This profile is suitable for both domestic and commercial environments.
Illustrated scale dimension 1:1

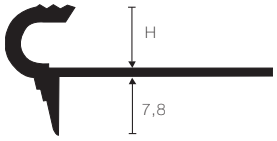



STAIRTEC FL-ON Natural Brass

This brass profile is developed with prime choice raw material in order to guarantee the tolerance and endurance to chemical and mechanical solicitations. It is primarily applied on both indoor and outdoor floors and can bear intense transit areas as well as for detailing elegant residential coverings. Through contact with moisture or corrosive media, brass may oxidize on exposed surfaces. This situation can be easily solved by buffing the product with a conventional polisher to return to its original shine.

Material: Natural brass extruded
Length: 2,70 metres

H=mm	Art.
8	FL 80 ON
10	FL 100 ON
12,5	FL 125 ON

STAIRTEC FL-AS Silver Anodised Aluminium

This profile has a silver coating and is suitable for both indoor or outdoor application with high tolerance to weather agents but less to mechanical impact and abrasion. During installation, excess adhesive and grout should be removed immediately to avoid stains.

Material: Extruded Anodised aluminium
Length: 2,70 metres
Colour: Silver

H=mm	Art.
8	FL 80 AS
10	FL 100 AS
12,5	FL 125 AS

decorative stainless steel stair nosing

stairtec™ FL

STAIRTEC FL is a technical stair nosing profile with particular decorative design which helps creating a very distinctive feature edge finish to the stair case. The vertical edge trim helps cover cutting imperfections as well to blend into other possible future covering material of the stairs. It truly looks like a "special piece" edge finish yet it is solid and long lasting. This profile is suitable for both domestic and commercial environments.
Illustrated scale dimension 1:1

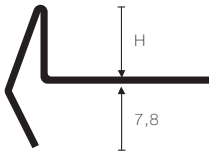

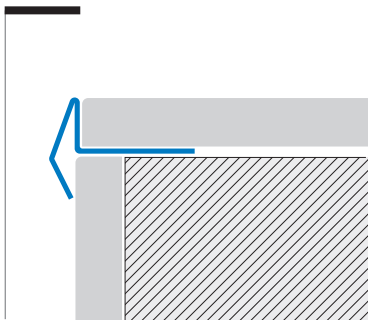

STAIRTEC FL-IL Polished Stainless Steel AISI 304 - DIN 1.4301

Stainless steel profile. It ensures very good tolerance to most of diluted chemicals. Suitable also to contour kitchen tops and shower cubicles.

Material: Polished Stainless Steel AISI 304
Length: 2,70 metres

H=mm	Art.
8	FL 80 IL
10	FL 100 IL
12,5	FL 125 IL

joint profiles for ceramic steps

series *RJ - RD*

Profiles with a round section which can be used also as joining edges to the steps of the staircase. Ideal to contour the tiled steps, they perfectly protect the corner edge. Conceived for most domestic and commercial stair coverings purposes. End caps and special pieces available for a perfect job.

Illustrated scale dimension 1:1

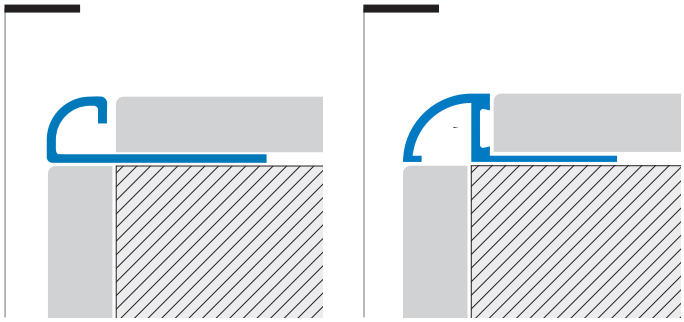



ROUNDJOLLY RJ-IL Polished Stainless Steel /Brushed AISI 304 - DIN 1.4301

Stainless steel ensures excellent resistance to most chemicals, so it is ideal in the food, chemical and hospital areas.

Material: Polished/brushed

▲ Polished Stainless Steel AISI 316 on request

Length: 2,70 metres

⊞ "ultra-thin"line

	H=mm	Art.
▲	4,5	RJ 45 IL/IS ⊞
▲	6	RJ 60 IL/IS
▲	8	RJ 80 IL/IS
▲	10	RJ 100 IL/IS
▲	12,5	RJ 125 IL/IS
▲	15	RJ 150 IL/IS

ROUNDTEC RD-ON Natural Brass

Due to the natural properties of brass, it ensures a high tolerance to mechanical impacts and in areas subject to chemical presence. It still contributes to maintain an elegant finish to the coverings applied. Available also "polished" code OL.

Material: Extruded Natural brass

Length: 2,70 metres

H=mm	Art.
8	RD 80 ON
10	RD 100 ON
12,5	RD 125 ON
15	RD 150 ON

profiles for
tiled steps

squarejolly *SJ*

Squared section profiles in stainless steel for the protection and finishing of the tiled steps edge from bumps and mechanical impacts. Minimal and modern design. Ideal for domestic and commercial environments.

Illustrated scale dimension: 1:1



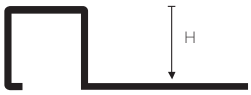



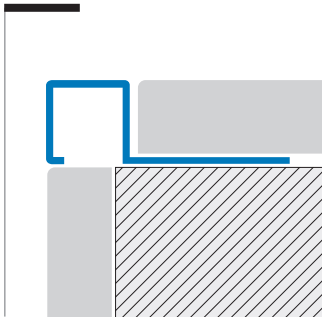

SQUAREJOLLY SJ-IL Polished /Brushed Stainless Steel AISI 304 - DIN 1.4301

Stainless steel ensures excellent resistance to most chemicals agents, so it is ideal in the food, chemical and hospital areas.

Material: Polished/brushed St. Steel
▲ Polished Stainless Steel
AISI 316 on request
Length: 2,70 metres

	H=mm	Art.
▲	8	SJ 80 IL/IS
▲	10	SJ 100 IL/IS
▲	12,5	SJ 125 IL/IS
▲	15	SJ 150 IL/IS

SQUARECAPSULE SJC-IL Stainless Steel

Stainless steel end-caps.

Material: Polished/Brushed Stainless Steel
▲ Polished Stainless Steel

	H=mm	Art.
▲	8	SJC 80 IL/IS
▲	10	SJC 100 IL/IS
▲	12,5	SJC 125 IL/IS
▲	15	SJC 150 IL/IS

stair nosing for “ultra-thin tiles series”

RJ-SJM

Technical and design profiles for finishing stairs using ultra thin tiles. Completing and protecting the steps from mechanical impact. With the **ROUNDJOLLY®** one can achieve a round, safety approved and symmetrical finish. **SQUAREJOLLY SJM** gives a square finish. Ideal for residential and commercial applications.

Illustrated scale dimension: 1:1

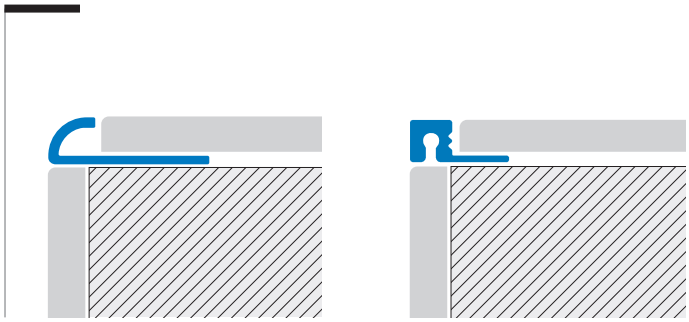



ROUNDJOLLY® RJ 45 AS Silver Anodised Aluminium

A silver coated aluminium profile which offers adequate protection and tolerance to wear over time.

Material: extruded anodised aluminium
Colour: Silver
Length: 2,70 m

H = mm	Art.
4,5	RJ 45 AS

ROUNDJOLLY® RJ 45 I* Polished /Brushed Stainless Steel AISI 304 - DIN 1.4301

Stainless steel can ensure a high tolerance against most diluted chemical products therefore it is ideal for food industry environments, hospitals and laboratories.

Material: Stainless Steel AISI 304
Finish: Polished /brushed
Length: 2,70 metres

H = mm	Art.
4,5	RJ 45 IL
4,5	RJ 45 IS

MOSAICTEC SJM 44 AS Silver Anodised Aluminium

This profile has a silver coating and is suitable for both indoor or outdoor application with high tolerance to weather agents but less to mechanical impact. During installation, excess adhesive and grout should be removed immediately to avoid stains.

Material: Extruded Anodised aluminium
Colour: Silver
Length: 2,70 metres

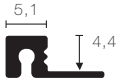

H = mm	Art.
4,4	SJM 44 AS

“ultra-thin”line

stair nosing profile for ceramic and wood coverings

stairtec™ FO

STAIRTEC FO is a technical yet elegant stair edging profile suitable for ceramic or wood laying coverings. It is made of solid brass, easy to apply. It is a valid substitute for the "special piece" ceramic nosing which is far more expensive and more subject to breakage. The **STAIRTEC FO** enhances the step edge's elegance with most types of tiles and its top grooved surface gives the stair the sufficient safety feature. This profile is suitable for both domestic and commercial environments.
Vertical dovetail anchorage. Patented system.
Illustrated scale dimension 1:1

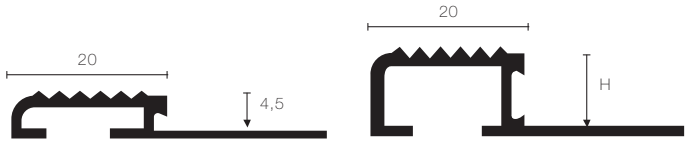

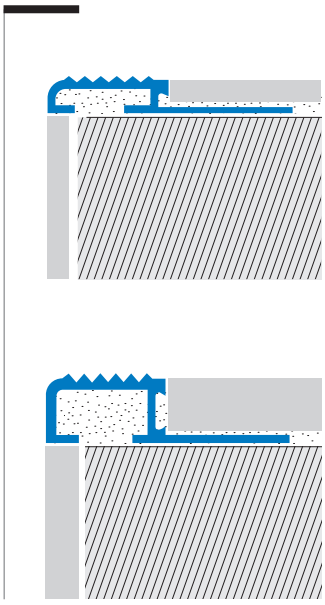

STAIRTEC FO-AS Silver Anodised Aluminium

This profile has an approx. 20 micron silver coating and is suitable for both indoor or outdoor application with high tolerance to weather agents but less to mechanical impact. During installation excess adhesive and grout should be removed immediately to avoid stains. The exposed surface may change colour or darken in time. Where higher stresses are involved the use of brass profiles is recommended.

Material: Extruded Anodised aluminium
Colour: Silver
Length: 2,70 metres
Anchorage improved on vertical side

⊞ "ultra-thin"line

H=mm	Art.
4,5	FO 45 AS ⊞
8	FO 80 AS
10	FO 100 AS
12,5	FO 125 AS

STAIRTEC FO-ON Natural Brass

Thanks to the natural properties of brass, it ensures a high tolerance to mechanical impact and in areas subject to chemical presence. It still contributes to maintain an elegant finish to the coverings applied. Through contact with moisture or chemicals brass may oxidize on the exposed surface but the problem is easy to solve by just buffing the profile with a conventional polishing product.

Material: Extruded Natural brass
Length: 2,70 metres
Anchorage improved on the vertical side

H=mm	Art.
10	FO 100 ON
12,5	FO 125 ON

anti-slip aluminium profile

stairtec™ SW

STAIRTEC SW 10 AS is an innovative non-slip profile made of anodised aluminium coloured silver, an excellent, long-lasting alternative to common self adhesive carborundum strips.
The reduced "T"-shaped cross-section, with its grooved surface, makes it ideal as an integrated non-slip finish for marble or wooden stairs, creating refined aesthetic effects. It is preferable to cut the slots and install the profile prior to installing the steps .
Illustrated scale dimension 1:1

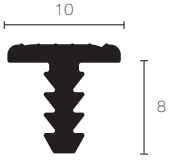

Instructions for installation:

1. Cut slots measuring 3.5 mm in wood and 4 mm in marble.
2. Make sure the depth of the cuts is at least 9 mm.
3. Fit the STAIRTEC SW 10 AS profile so that it is flush with the step.
4. Simply fitting it in wood stairs will be sufficient; on marble or stone steps use the corroborating glue.

STAIRTEC SW 10 AS Silver Anodised Aluminium

Anodised aluminium profile with a silver coating. It is suitable for both outdoor and/or indoor applications with good tolerance to oxidation.

Material: Extruded Anodised aluminium
Length: 2,70 metres
Colour: Silver
Length: 2,70 metres
Width: 10 mm

H = mm	Art.
8	SW 10 AS

circular non-slip elements in stainless steel

stairtec™ SWR

STAIRTEC SWR non-slip elements with their modern, sophisticated design are an innovative solution to characterize stairways and satisfy safety requisites in an alternative way, rather than using linear profiles.
STAIRTEC SWR consists of a narrow button in stainless steel with rounded visible part suitably grooved, that serves to customize stairways in wood or marble with innovative, sophisticated design.
Installation and assembly can be made in the workshop or directly at the site, by providing a simple hole with a recommended interaxis of 70 mm. Applied to wood, the hole need only have a diameter of 6,5 mm, then the SWR element can be hammered in. On stairways in marble, stone or ceramic, it is preferable to drill a hole measuring 7 mm and fasten the profile with suitable supporting glue. The grooves will also facilitate the mechanical grip with the part in stainless steel.

STAIRTEC SWR 25 IL Polished Stainless Steel AISI 303-DIN 1.4305

This stainless steel element is AISI 303 standard which ensures high tolerance to most of diluted chemicals found in laboratories or strong detergents present in food processing plants, commercial kitchens, slaughter houses, breweries, hospitals, public toilets etc.
High mechanical resistance.

Material: Poli. Stainless Steel AISI 303
Diameter: 25 mm

B = mm	Art.
25	SWR 25 IL

stainless steel stair nosing safety profile after the laying

stairtec™ SI

STAIRTEC SI is a product engineered to withstand both mechanical impact as well as chemical corrosion and ensures a safety step at the same time, thanks to the carborundum anti-slip strip on its surface, which is to apply after the laying and to be ordered separately. This profile is ideally applied on a pre-laid covering of industrial and/or commercial areas. It is suitable for restructuring jobs for compliance with safety norms.
This profile can be either glued or bolted with screws.
Illustrated scale dimension 1:1

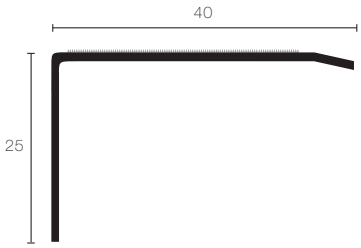



STAIRTEC SI 400 IL Polished Stainless Steel AISI 304 - DIN 1.4301

Stainless steel profile, AISI 304 standard, ensures good tolerance to most of diluted chemicals or strong detergents present in laboratories, food processing plants, commercial kitchens, slaughter houses, breweries and public toilets.
Anti-slip insert of 25 mm not applied to be ordered separately choosing among the colours black, transparent and white.

Material: Polished Stainless Steel AISI 304
Length: 2,70 metres

BxH	Art.
40x25	SI 400 IL

mm	Art.	Colour
25x18,3 m	SWH 25 C51	Black
25x18,3 m	SWH 25 C10	Transp.
25x18,3 m	SWH 25 C11	White

edge finishing ribbed stair nosing profile

stairtec™ AE

When building a staircase we are often faced with the problem of safeguarding the edge of steps which is the most vulnerable area and more subject to wear and tear. **STAIRTEC** edge profile can cover up damage after the laying, protect as well as replenish the decorative tone of the staircase because it blends well with most covering materials. For the application of the profile we recommend the use of our special adhesive or of suitable screws and dowels.
Illustrated scale dimension 1:1

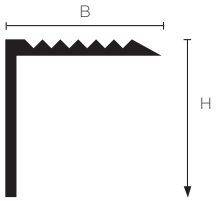





STAIRTEC AE-OLN Polished Brass

Stair nosing profile to apply to finished floors, anti-slip ribbed top surface for safety. To cover and refurbish step edges of staircase. Suitable for intense pedestrian transit.

Material: Polished Brass extruded
Length: 2,70 metres

BxH	Art.
21x21	AE 21 OLN
30x30	AE 30 OLN

STAIRTEC AE 21 A*N Anodised Aluminium

Extruded aluminium stair nosing profile available in three standard colour finishes – ideal for steps with limited pedestrian transit. In case of heavier transit we recommend the silver tone finish.

Material: Extruded Anodised aluminium
Length: 2,70 metres
Colours*: Silver, Gold, Bronze

BxH	Art.
21x21	AE 21 ASN
21x21	AE 21 AON
21x21	AE 21 ABN

aluminium safety step stair nosing profile

stairtec™ SE

STAIRTEC SE is an aluminium anodised profile for stairs with a finish coating to apply post laying job. It may be fixed either with screws or adhesive glue. It is meant to satisfy both indoor and outdoor stair nosing situations as it bears high tolerance against oxidation. This profile is developed with a top grooved surface and is also supplied with a chamfered edge to better ensure the safety step. Available in different sizes either with a rounded or blunt corner, it is the ideal solution for refurbishing damaged steps and to cover possible defects of cutting or matching in pre-existing surfaces.
Illustrated scale dimension 1: 1,2





STAIRTEC SE 42 A*N Anodised Aluminium

Step edge profile slightly chamfered with detailed top grooved surface.
For high traffic installations we recommend to prefer the silver finish.

Material: Extruded Anodised aluminium
Length: 2,70 metres
Colours*: Silver, Gold, Bronze

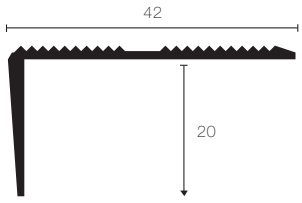

BxH	Art.
42x22	SE 42 ASN
42x22	SE 42 AON
42x22	SE 42 ABN

STAIRTEC SE 45 A*N Anodised Aluminium

Step edge profile with top surface entirely grooved including chamfered external corner. The internal grooves of the vertical flange enhance the glue grip on the pre-laid covering.
For high traffic installations we recommend to prefer the silver finish.

Material: Extruded Anodised aluminium
Length: 2,70 metres
Colours*: Silver, Gold, Bronze

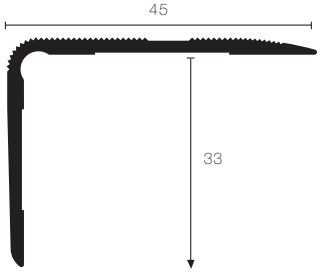

BxH	Art.
45x33	SE 45 ASN
45x33	SE 45 AON
45x33	SE 45 ABN

technical aluminium stair nosing with anti-slip strip

stairtec™ SA

STAIRTEC SA is a full body aluminium product designed to ensure safety steps thanks to the carborundum anti-slip strip on its surface. This profile is ideal to apply on a pre-laid covering of industrial and/or commercial areas. It is suitable for restructuring jobs for compliance with safety norms.
This profile can be either glued - the grooves on the lower side ensuring a perfect anchoring to the adhesive - or bolted with screws, which will be later covered by the carborundum strip.
Illustrated scale dimension 1:1,4





STAIRTEC SA 52 A*N Anodised Aluminium

Anodised aluminium profile, silver, gold or bronze tone. It is suitable for both outdoor and/or indoor applications with good tolerance to oxidation.
For high traffic installations we recommend to prefer the silver finish.
The carborundum strips are to be ordered separately.

Material: Extruded Anodised aluminium
Length: 2,70 metres
Colours*: Silver, Gold, Bronze

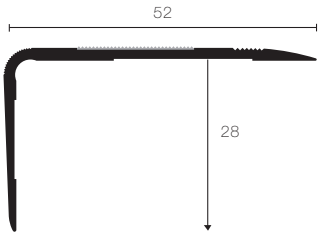

BxH	Art.
52x30	SA 52 ASN
52x30	SA 52 AON
52x30	SA 52 ABN
19x18,3 m	SWH 19 anti-slip*

*black or fluorescent

STAIRTEC SA 65 ASN Silver Anodised Aluminium

Silver anodised aluminium profile. It is suitable for both outdoor and/or indoor applications with good tolerance to oxidation.
This stair edging conforms to guidelines for access and visibility of step edges (minimum 55 x 55 mm) with an increased dimension on both the tread and riser. Anti-slip strip of 50 mm not applied, to be ordered separately.

Material: Extruded Anodised aluminium
Length: 2,70 metres
Colour: Silver

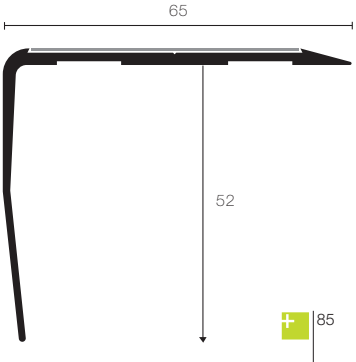

BxH	Art.
65x55	SA 65 ASN
50x18,3 m	SWH 50 anti-slip

anti-slip self-adhesive safety strip in rolls

walktec™ SWH

Safety along with long lasting performance Carborundum quality always stands out in accident prevention measures. **WALKTEC** is a simply, ready to apply step safe adhesive strip which sticks to any surface. We recommend the double strip application per step in order to ensure a more effective safety action. Before the application of the strips, cut round the tips (see photo) and use a primer where necessary to ensure a better adhesion to the support. The safety strip should be used only on mirror-like surfaces.



INSTALLATION AND MAINTENANCE:

1) Thoroughly wipe off any residue, grease or dirt from the surface and apply primer if so necessary.
2) Round off the strip ends.
3) Remove the protective paper liner and apply the strip uniformly by press-roll.
4) Do not apply strips with temperatures below 15°C unless you have pre-heated the strips themselves and the support.
5) Regularly brush off impurities from strips so to maintain best grip texture.
6) For installation on smooth tiles, create small strips with rounded ends and apply them in each tile.
7) Seal the strips along the edges in order to avoid water infiltration under the strips with their consequent detachment.

WALKTEC SWH Carborundum Self-adhesive Strip

The carborundum strips are made up of a highly compact plastic tape with aggregate granular abrasive polymer for long lasting performance. The adhesive bottom is protected by a paper liner.

WALKTEC is tested for abt.1,3 million walk over pedestrian transit. This endurance may be sensibly reduced if there is heavier wheel transit.

Material: Carborundum
Widths: 19, 25, 50 mm

mm	Art.	Colour
19x18,3 m	SWH 19 CF	Fluores
19x18,3 m	SWH 19 C51	Black
25x18,3 m	SWH 25 C51	Black
25x18,3 m	SWH 25 C10	Transp.
25x18,3 m	SWH 25 C11	White
50x18,3 m	SWH 50 C51	Black
19x61 cm	SWHS 19 C51	Black

step edge stair nosing aluminium profile

stairtec™ SL

STAIRTEC SL is a corner edge aluminium profile adaptable for all stair coverings and very suitable for wooden ones. The profile is preferred in the domestic environments for it is easy to apply on existing coverings where corner edges need to be refurbished.
Illustrated scale dimension 1:1

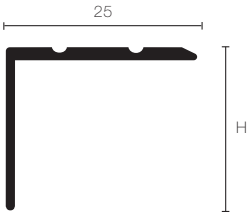





STAIRTEC SL 10 A* Anodised Aluminium

This anodised aluminium profile is supplied in Silver, Gold and Bronze finish. It is tolerant to oxidation but less resistant to mechanical impact.

Material: Extruded Anodised aluminium
Length: 2,70 metres
Lengths : 0,90 / 1,35 metres
Colours*: Silver, Gold, Bronze

BxH	Art.	self-adhes.	drilled
25x10	SL 10	ASA	ASF
25x10	SL 10	AOA	AOF
25x10	SL 10	ABA	ABF

STAIRTEC SL 20 A* Anodised Aluminium

Supplied in the self-adhesive version or with pre drilled holes with screws for DIY installation.

Material: Extruded Anodised aluminium
Length: 2,70 metres
Lengths : 0,90 / 1,35 metres
Colours*: Silver, Gold, Bronze

BxH	Art.	self-adhes.	drilled
25x20	SL 20	ASA	ASF
25x20	SL 20	AOA	AOF
25x20	SL 20	ABA	ABF

STAIRTEC SL 20* Aluminium Wood Cladding Finish

Profile with a melamine wood tone in 8 different varieties.
Good tolerance to abrasion comparable to most melamine coverings.
The melamine embossing on the aluminium is particularly smooth therefore it remains quite clean and blends well with the flooring tone.

Material: Aluminium laminate covered
Length: 2,70 metres

Finish	self-adhes.	drilled
Whitened	SL 20 RSA	SL 20 RSF
Maple	SL 20 ACA	SL 20 ACF
Beech	SL 20 FAA	SL 20 FAF
Oak	SL 20 ROA	SL 20 ROF
Cherry	SL 20 CIA	SL 20 CIF
Light walnut	SL 20 NCA	SL 20 NCF
Dark walnut	SL 20 NSA	SL 20 NSF
Wengé	SL 20 WEA	SL 20 WEF

stair nosing profile for carpeting and rubber floors

stairtec™ SM

STAIRTEC SM is a stair nosing profile made in aluminium or brass with an anti-skid rubber grooved or flat smooth insert. It is truly ideal for protection and as a safety measure of stair steps with carpet or rubber covering. The profile can be fixed by screws which are placed within the rubber insert track so that the screws become invisible.
Illustrated scale dimension 1:1,2



STAIRTEC SM 14 A*N Anodised Aluminium

This anodised aluminium profile is supplied in Silver, Gold and Bronze finish. It is tolerant to oxidation.

Material: Extruded Anodised aluminium
Length: 2,70 metres
Colours*: Silver, Gold, Bronze

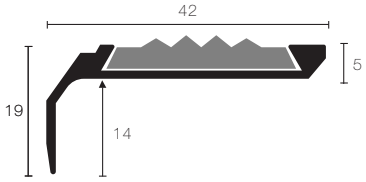

BxH	Art.
42x14	SM 14 ASN
42x14	SM 14 AON
42x14	SM 14 ABN

STAIRTEC SM 14 OLN Polished Brass

Solid brass profile, guarantees an excellent resistance to mechanical and chemical impacts, while conveying a long lasting “classic” finish.

Material: Extruded Polished Brass
Length: 2,70 metres

BxH	Art.
42x14	SM 14 OLN

STAIRTEC SM 28 A*N Anodised Aluminium

This anodised aluminium profile has a coating and is supplied in Silver, Gold and Bronze finish.

Material: Extruded Anodised aluminium
Length: 2,70 metres
Colours*: Silver, Gold, Bronze

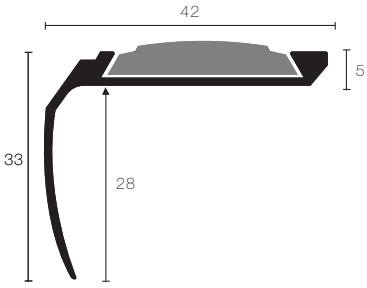

BxH	Art.
42x28	SM 28 ASN
42x28	SM 28 AON
42x28	SM 28 ABN

STAIRTEC SMI / SML Rubber anti-skid insert

Synthetic rubber insert – SML for smooth top, SMI for grooved top.

Material: Resinflex
Width: 28 mm
Length: supplied in 20 metres rolls

B=mm	Art.	Colour
28	SMI 28 P23	grey
28	SMI 28 P32	dark beige
28	SMI 28 P51	black

B=mm	Art.	Colour
28	SML 28 P23	grey
28	SML 28 P32	dark beige
28	SML 28 P51	black

stair nosing profiles for linoleum, carpet and PVC coverings

stairtec™ SC-SM

STAIRTEC SC and **SM** are stair nosing profiles designed for stair coverings in resilient or in carpet material. Just apply the covering material on the rise of the step and then fix the profiles. Now the tread of the step can be covered with the material so that the finishing work with the profiles ensures the stronghold of the resilient material. The vertical tooth of the profiles over the riser of the step helps further protect the covering material.
Illustrated scale dimension 1:1

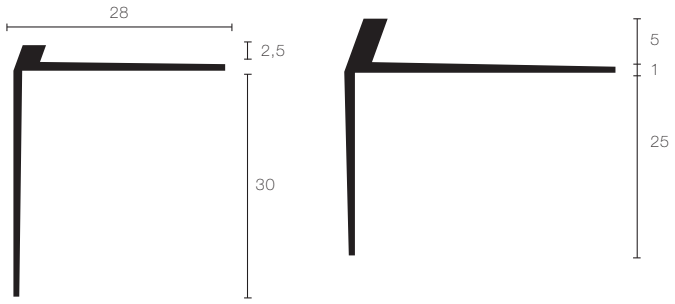



STAIRTEC SC 30 A*N Anodised Aluminium

Stair nosing profile for resilient flooring suitable for thicknesses ranging between 2 and 3 mm. Fast and lasting stair step finish.

This anodised aluminium profile and is supplied in Silver, Gold and Bronze finish. It is tolerant to oxidation.

Material: Extruded Anodised aluminium
Length: 2,70 metres
Colours*: Silver, Gold, Bronze

H_1+H	Art.
2,5+30	SC 30 ASN
2,5+30	SC 30 AON
2,5+30	SC 30 ABN

STAIRTEC SM 25 A*N Anodised Aluminium

Stair nosing profile for carpet or linoleum flooring suitable for thicknesses between 4 and 6 mm. This anodised aluminium profile is supplied in Silver, Gold and Bronze finish. It is tolerant to oxidation.

Material: Extruded Anodised aluminium
Length: 2,70 metres
Colours*: Silver, Gold, Bronze

H_1+H	Art.
5+25	SM 25 ASN
5+25	SM 25 AON
5+25	SM 25 ABN

wall covering profiles

To join, protect, decorate; these are the functions of this product line.

Fast application, economical solution and lasting performance are the most evident benefits. The application of profiles over the sharp corners is a true safeguarding measure especially to prevent single firing ceramic tiles from chipping. The time saving factor for installing the tile covering is quite relevant when one can avoid the 45° corner cut. The profile will also help the layer for the line-up and the straight vertical edge. There are also numerous solutions for internal corners making them easy to clean as such features are implemented by the current European hygiene and safety standards.

Aluminium, brass, stainless steel and non toxic synthetic materials: over 30 different types of trim finishes enabling the user to coordinate them with tile colours and grout and to create a decorative contrast.

multipurpose profiles for ceramic tile coverings

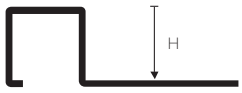

Stainless Steel and Brass Section

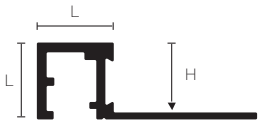

Aluminium Section

squarejolly™ SJ

SQUAREJOLLY SJ is a multipurpose aluminium profile suitable for many different situations arising in thin bed adhesive tile coverings.
This special 'symmetrical square' profile is recommended for multiple finishing effects .
Illustrated scale dimension 1:1

In the drawing "H" corresponds to the tile thickness and "L"= H+1 mm to the visible part.

Anchorage improved on vertical side with the "dovetail" internal cavity. Patented system. The profile inner section has been conceived to match with a special cap SQUARECAPSULE SJC which can work as external, internal, three-way junction and end-cap. All these functions with one piece.

SQUARECAPSULE SJC-IL Stainless Steel

Stainless steel capsules to make external, internal, three-way junction and end-cap. Its symmetric section allows all these functions with one piece.

Material: Polished/Brushed/Sanded Stainles Steel
▲ Stainless steel AISI 316

	H=mm	Art.
▲	8	SJC 80 IL/IS/IX
▲	9	SJC 90 IL/IS
▲	10	SJC 100 IL/IS/IX
▲	11	SJC 110 IL/IS
▲	12,5	SJC 125 IL/IS/IX
▲	15	SJC 150 IL/IS

SQUARECAPSULE SJC-O* Brass

Brass capsules to make external, internal, three-way junction and end-cap. Its symmetric section allows all these functions with one piece.

Material: Brass
Colour: same finish SJ-O*

H=mm	Art.
8	SJC 80 OL/OC
10	SJC 100 OL/OC
12,5	SJC 125 OL/OC

SQUARECAPSULE SJC-A* Aluminium

Aluminium capsules to make external, internal, three-way junction and end-cap. Its symmetric section allows all these functions with one piece.

Material: Aluminium
Colour: same finish SJ-A*

H=mm	Art.
8	SJC 80 A*
9	SJC 90 A*
10	SJC 100 A*
11	SJC 110 A*
12,5	SJC 125 A*

- Junction of floors at the same level
- Decorative listellos
- Finishing the outer edges of wall tiles
- Entrance mat framing
- Upper finish of tiled skirting and edges
- Stair nosing profiles

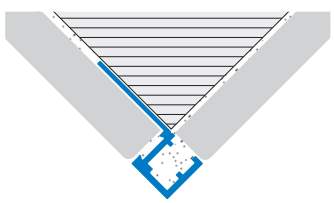

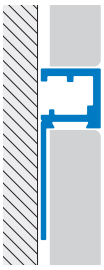

SQUAREJOLLY SJ-IL Polished Stainless Steel AISI 304 - DIN 1.4301 and AISI 316

Stainless steel can ensure a high tolerance against most diluted chemical products therefore it is ideal for food industry environments, hospitals and laboratories. The AISI 316 (code ILM) choice is recommended as standard for salty environments and where chlorine is present.
Available in top brushed effect, code IS.

Material: Polished Stain. Steel AISI 304
▲ Stainless steel AISI 316
Length: 2,70 metres

	H=mm	Art.
▲	8	SJ 80 IL/IS
▲	9	SJ 90 IL/IS
▲	10	SJ 100 IL/IS
▲	11	SJ 110 IL/IS
▲	12,5	SJ 125 IL/IS
	15	SJ 150 IL/IS

SQUAREJOLLY SJ-IX Sanded Stainless Steel AISI 304-DIN 1.4301

Stainless steel can ensure a high tolerance against most diluted chemical products therefore it is ideal for food industry environments, hospitals and laboratories.The sanded finish improves the surface resistance to bumps and scratches with an attractive matt effect.

Material: Sanded stainless steel AISI 304
Length: 2,70 metres

H=mm	Art.
8	SJ 80 IX
10	SJ 100 IX
12,5	SJ 125 IX

SQUAREJOLLY SJ-OL Polished Brass

This brass profile is developed with prime choice raw material in order to guarantee tolerance and endurance to chemical and mechanical solicitations. Available also in the polished version Code OL

Material: Polished Brass
Length: 2,70 metres

H=mm	Art.
8	SJ 80 OC
10	SJ 100 OC
12,5	SJ 125 OC

SQUAREJOLLY SJ-OC Chromed Brass

Brass profile with top chrome finishing effect. Resistant to humidity. Great visual impact and good tolerance to mechanical stress.

Material: Chromed Brass
Length: 2,70 metres

H=mm	Art.
8	SJ 80 OC
10	SJ 100 OC
12,5	SJ 125 OC

SQUAREJOLLY SJ-A* Silver, Copper or Titanium Anodised Aluminium

A silver/copper or titanium coated aluminium profile which offers adequate protection and tolerance to wear over time.

Material: Extruded Anodised aluminium
Colour: Silver, Copper,Titanium
Length: 2,70 metres

H=mm	Art.
8	SJ 80 AS/AR/AT
9	SJ 90 AS/AR/AT
10	SJ 100 AS/AR/AT
11	SJ 110 AS/AR/AT
12,5	SJ 125 AS/AR/AT

SQUAREJOLLY SJ-A* Bright Polished Aluminium-Chrome, Titanium or Copper

The surface of this anodised aluminium profile has been chrome, titanium effect or copper treated in order to give that sparkling effect in combination with bathroom ware. It holds the same properties as the other anodised aluminium models.

Material: Extruded Anodised aluminium
Colour: Polished Chrome, Titanium, Copper
Length: 2,70 metres

H=mm	Art.
8	SJ 80 ASB/ATB/ARB
9	SJ 90 ASB/ATB/ARB
10	SJ 100 ASB/ATB/ARB
11	SJ 110 ASB/ATB/ARB
12,5	SJ 125 ASB/ATB/ARB

SQUAREJOLLY SJ-A11 Powder Coated Aluminium

This aluminium profile is lacquered with polyester powder base varnish paint in order to guarantee tolerance against main domestic cleaning products and atmospheric agents as well as UV rays.
On request available in all colours of RJ series page 97.

Material: Extruded powder coated aluminium
Colour: Pure White
Length: 2,70 metres

H=mm	Art.
8	SJ 80 A11
9	SJ 90 A11
10	SJ 100 A11
11	SJ 110 A11
12,5	SJ 125 A11

multipurpose profiles for ceramic tile coverings

squarejolly™ SJ

SQUAREJOLLY SJ is a multipurpose profile suitable for many different situations arising in thin bed adhesive tile coverings. This special 'symmetrical square' profile is recommended for multiple finishing effects .In the drawing "H" corresponds to the tile thickness and "B"= H+1 mm to the visible part. The profile inner section has been conceived to match with a special cap SQUARECAPSULE SJC which can work as external, internal, three-way junction and end-cap. All these functions with one piece.

Illustrated scale dimension: 1:1

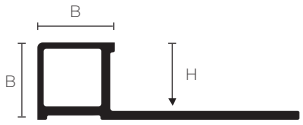



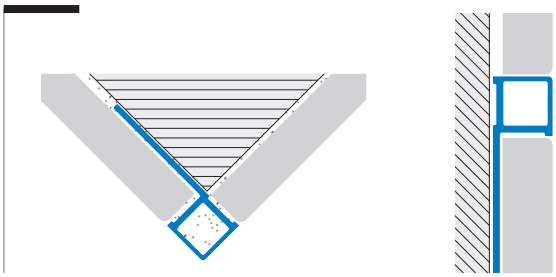

SQUAREJOLLY SJ-P Full body coloured Synthetic Resin

The product is entirely of a solid colour compound and not colour coated. This profile is available in a wide range of colours and can be utilized in the most diverse environments which require coverings.This type of trim profile is easy to cut to size so the laying may result quicker and less time consuming therefore one would economize interms of working over the entire project budget. Again this product maintains a good performance over time against UV rays and small scratches provoked from friction, tolerates impactand chemical agents present in most detergents. End-caps available for internal, external and three-way junctions.

Material: Resintop
Colours: 7 different colours available
Length: 2,7 m

colours	H=6 mm	H=8 mm	H=10 mm
11=Pure white	SJ 60 P 11	SJ 80 P 11	SJ 100 P 11
12=White	SJ 60 P 12	SJ 80 P 12	SJ 100 P 12
22=Grey	SJ 60 P 22	SJ 80 P 22	SJ 100 P 22
31=Beige Bahama	SJ 60 P 31	SJ 80 P 31	SJ 100 P 31
41=Cream	SJ 60 P 41	SJ 80 P 41	SJ 100 P 41
42=Ivory	SJ 60 P 42	SJ 80 P 42	SJ 100 P 42
51=Black	SJ 60 P 51	SJ 80 P 51	SJ 100 P 51

SQUAREJOLLY SJ-PM 11 Co-extruded Resin and Methacrilate

Profile in co-extruded resin and visible part in methacrylate. Easy to cut and to apply . It economizes the tiling time ensuring a flawless and long lasting result. The particular material used in modern baths and shower trays offers improved resistance and thanks to its transparency also and improved aesthetic effect. Also available an end cap for internal, external and 3 way connections: Article code: SJC-PM.

Material: Resintop and PMMA.
Colours: Pure white
Length: 2,70 metres

colour	H=6 mm	H=8 mm	H=10 mm
11=Pure white	SJ 60 PM 11	SJ 80 PM 11	SJ 100 PM 11

description	H=6 mm	H=8 mm	H=10 mm
Resin corner piece	SJC 60 P*	SJC 80 P*	SJC 100 P*
Methalcrylate corner piece.	SJC 60 PM 11	SJC 80 PM 11	SJC 100 PM 11

invisible profile
in aluminium

filojolly™ RJF

Minimal profile for joining and finishing external corners with an extremely reduced section. An ideal solution where a trim is necessary but a minimalist look is required.Conceived for mitred tiles cut at 45° or for vitreous mosaic H 4,5 mm. The profile shape lends itself to 'countersunk' design of the edge, therefore protecting the fragile edges. A simple design for maximum results.

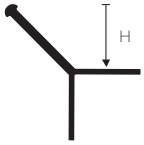

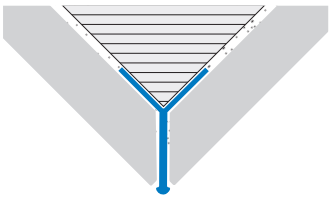

FILOJOLLY RJF-AS Silver Anodised Aluminium

A silver coated aluminium profile which offers adequate protection and tolerance to wear over time.

Material: Extruded Anodised aluminium
Colour: Silver
Length: 2,70 metres

⊞ "ultra-thin"line

H=mm	Art.
4,4	RJF 44 AS ⊞
6	RJF 60 AS
8	RJF 80 AS
10	RJF 100 AS

FILOJOLLY RJF-ASB Bright Polished Aluminium-Chrome Effect

The surface of this anodised aluminium profile has been chrome-effect treated in order to give that sparkling effect in combination with bathroom ware. It holds the same properties as the other aluminium models.

Material: Extruded Anodised aluminium
Colour: Polished Chrome
Length: 2,70 m

⊞ "ultra-thin"line

H=mm	Art.
4,4	RJF 44 ASB ⊞
6	RJF 60 ASB
8	RJF 80 ASB
10	RJF 100 ASB

profile trim for ceramic tile coverings

roundjolly® *RJ*

The **ROUNDJOLLY®** profile perfects and protects the external sharp corners leaving a pleasant aesthetic finish to the wall. The corner of the wall is well protected from impact and the edge being rounded off, thanks to the **ROUNDJOLLY®** circle section, is less dangerous in case one should accidentally hit it.
Illustrated scale dimension 1:1

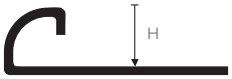

Stainless Steel and Brass Section

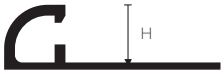

Aluminium Section



ROUNDJOLLY® RJ-I* Polished Stainless Steel AISI 304 - DIN 1.4301 and AISI 316

Stainless steel can ensure a high tolerance against most diluted chemical products therefore it is ideal for food industry environments, hospitals and laboratories. The AISI 316 (code ILM) choice is recommended as standard for salty environments and where chlorine is present. Available in the polished version, code IL, brushed, code IS and sanded, code IX (H 8,10,12,5)* - RJ 45: different section.

Material: Stainless Steel AISI 304
▲ Polished Stainless steel AISI 316
Finish: Polished IL
Brushed IS
Sanded IX
Length: 2,70 metres

H=mm	Art.	
▲ 4,5	RJ 45 IL/IS	⊞
▲ 6	RJ 60 IL/IS	
▲ 8	RJ 80 IL/IS/IX	
▲ 10	RJ 100 IL/IS/IX	
▲ 12,5	RJ 125 IL/IS/IX	
15	RJ 150 IL/IS	

ROUNDJOLLY® RJ-OC Chromed Brass

Brass profile with top chrome finishing effect. Resistant to humidity.Great visual impact and good tolerance to mechanical stress.

Material: Chromed Brass
Length: 2,70 metres

H=mm	Art.
6	RJ 60 OC
8	RJ 80 OC
10	RJ 100 OC
12,5	RJ 125 OC

ROUNDJOLLY® RJ-A* Silver, Gold, Copper and Titanium Anodised Aluminium

A silver, gold, copper or titanium coated aluminium profile which offers adequate protection and tolerance to wear over time.

Material: Extruded Anodised aluminium
Colour: Silver, Gold,
Copper, Titanium
Length: 2,70 metres

H=mm	Art.	
4,5	RJ 45 AS	⊞
6	RJ 60 AS/AO/AR/AT	
8	RJ 80 AS/AO/AR/AT	
10	RJ 100 AS/AO/AR/AT	
12,5	RJ 125 AS/AO/AR/AT	

ROUNDJOLLY® RJ-A*B Bright Polished Aluminium

The surface of this anodised aluminium profile has been chrome, titanium, gold or copper-effect treated in order to give that sparkling effect in combination with bathroom ware. It holds the same properties as the other aluminium models.

Material: Extruded Anodised aluminium
Finish: Bright Polished
Colour: Chrome, Titanium, Gold, Copper
Length: 2,70 metres

H=mm	Art.	
4,5	RJ 45 ASB	⊞
6	RJ 60 ASB/ATB/AOB/ARB	
8	RJ 80 ASB/ATB/AOB/ARB	
10	RJ 100 ASB/ATB/AOB/ARB	
12,5	RJ 125 ASB/ATB/AOB/ARB	

Other applications may be: top skirting finish (as seen in diagram) or edging of tile covering, natural stone or limestone as well as for moquette carpeting. To ensure a perfect grip, the profile trim must be completely filled all within the cavity with the grout for layers.

Wall section where the application of the jointing RJI capsule for the profile trim finish is evident.

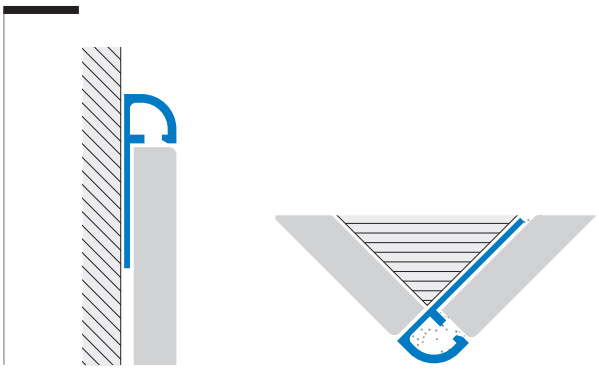

Wall section where the application of the jointing RJC capsule for the profile trim finish is evident.

ROUNDJOLLY® RJ-A* Powder Coated Aluminium

This aluminium profile is lacquered with polyester powder base varnish paint in order to guarantee tolerance against main domestic cleaning products and atmospheric agents as well as UV rays. The profiles perform in endurance and elasticity for one may find a not so straight wall during the installation. The profile is entirely varnished also within its flange.

Material: Extruded powder coated aluminium
Colours: 11 different colours available
Length: 2,70 metres

⊞ "ultra-thin"line

colour	⊞ H=4,5 mm	H=6 mm	H=8 mm	H=10 mm	H=12,5 mm
11=pure white	RJ 45 A 11	RJ 60 A 11	RJ 80 A 11	RJ 100 A 11	RJ 125 A 11
12=white	RJ 45 A 12	RJ 60 A 12	RJ 80 A 12	RJ 100 A 12	RJ 125 A 12
13=white antico		RJ 60 A 13	RJ 80 A 13	RJ 100 A 13	RJ 125 A 13
21=light grey	RJ 45 A 21	RJ 60 A 21	RJ 80 A 21	RJ 100 A 21	
22=grey	RJ 45 A 22	RJ 60 A 22	RJ 80 A 22	RJ 100 A 22	RJ 125 A 22
23=cement grey	RJ 45 A 23	RJ 60 A 23	RJ 80 A 23	RJ 100 A 23	
31=bahama beige	RJ 45 A 31	RJ 60 A 31	RJ 80 A 31	RJ 100 A 31	RJ 125 A 31
32=beige scuro	RJ 45 A 32	RJ 60 A 32	RJ 80 A 32	RJ 100 A 32	
41=cream	RJ 45 A 41	RJ 60 A 41	RJ 80 A 41	RJ 100 A 41	
42=ivory	RJ 45 A 42	RJ 60 A 42	RJ 80 A 42	RJ 100 A 42	
51=black	RJ 45 A 51	RJ 60 A 51	RJ 80 A 51	RJ 100 A 51	

ROUNDJOLLY® RJ-P* Full body coloured Synthetic Resin

The product is entirely of a solid colour compound and not colour coated. This profile is available in a wide range of colours and can be utilized in the most diverse environments which require coverings. This type of trim profile is easy to cut to size so the laying may result quicker and less time consuming therefore one would economize in terms of working over the entire project budget.
Again this product maintains a good performance over time against UV rays and small scratches provoked from friction, tolerates impact and chemical agents present in most detergents.

Material: Resintop
Colours: 14 different colours available
Length: 2,70 metres

colour	H=6 mm	H=8 mm	H=10 mm
11=pure white	RJ 60 P 11	RJ 80 P 11	RJ 100 P 11
12=white	RJ 60 P 12	RJ 80 P 12	RJ 100 P 12
21=light grey	RJ 60 P 21	RJ 80 P 21	RJ 100 P 21
22=grey	RJ 60 P 22	RJ 80 P 22	RJ 100 P 22
23=cement grey	RJ 60 P 23	RJ 80 P 23	RJ 100 P 23
31=bahama beige	RJ 60 P 31	RJ 80 P 31	RJ 100 P 31
32=beige scuro	RJ 60 P 32	RJ 80 P 32	RJ 100 P 32
41=cream	RJ 60 P 41	RJ 80 P 41	RJ 100 P 41
42=ivory	RJ 60 P 42	RJ 80 P 42	RJ 100 P 42
43=pesca	RJ 60 P 43	RJ 80 P 43	RJ 100 P 43
44=rosa pastello	RJ 60 P 44	RJ 80 P 44	RJ 100 P 44
45=azzurro pastello	RJ 60 P 45	RJ 80 P 45	RJ 100 P 45
46=verde pastello	RJ 60 P 46	RJ 80 P 46	RJ 100 P 46
51=black	RJ 60 P 51	RJ 80 P 51	RJ 100 P 51

ROUNDCAPSULE RJC and RJI

End caps for the profiles ROUNDJOLLY® series. They can perfectly connect 2 or 3 axis.
Available external end caps Code RJC and internal ones Code RJI.
Available also end caps RJC-A and RJI-A in Aluminium with an imitation Polished Stainless Steel finish.

Material: Plastic / Extruded powder coated aluminium / Anodised Aluminium / Polished/Brushed stainless steel
*Colours: The same as per matching RJ profiles

H=mm	Plastica	Aluminium	Stainless Steel	Chromed Brass
4,5		RJC 45 A*	RJC 45 IL/IS	
6	RJC/I 60 P*	RJC/I 60 A*	RJC/I 60 IL/IS	RJC 60 OC
8	RJC/I 80 P*	RJC/I 80 A*	RJC/I 80 IL/IS/IX	RJC 80 OC
10	RJC/I 100 P*	RJC/I 100 A*	RJC/I 100 IL/IS/IX	RJC 100 OC
12,5	RJC 125 P*	RJC/I 125 A*	RJC/I 125 IL/IS/IX	RJC 125 OC
15			RJC/I 150 IL/IS	

synthetic resin profile for corner tile wall coverings

roundjolly® *RJE*

This is the closed section profile trim from the **ROUNDJOLLY®** family developed with co-extrusion technology joining two polymer synthetic resin elements. The closed section length enables the layer to line up the ceramic tile readily on the wall. New colours are available including a very realistic marble tone effect. This popular tile profile prevents the cracking of the sharp corner while perfectly rounding off the edge always with a symmetric laying job.
Illustrated scale dimension 1:1

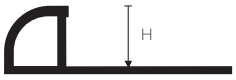



ROUNDJOLLY® RJE Co-extruded

The exclusive manufacturing system used to produce the RJE series of profiles allows the simultaneous extrusion of two different resin polymers, granting a total and independent control over both the visible surface and the anchoring flange.
This ensures the maximum performances of endurance and mechanical resistance while still providing a high quality appearance.



Other applications may be: top skirting finish (as seen in diagram) or edging of tile covering, natural stone or limestone as well as for moquette carpeting.

Wall corner section with the marble tone ROUNDJOLLY® profile in combination with the marble tone horizontal listello finish.

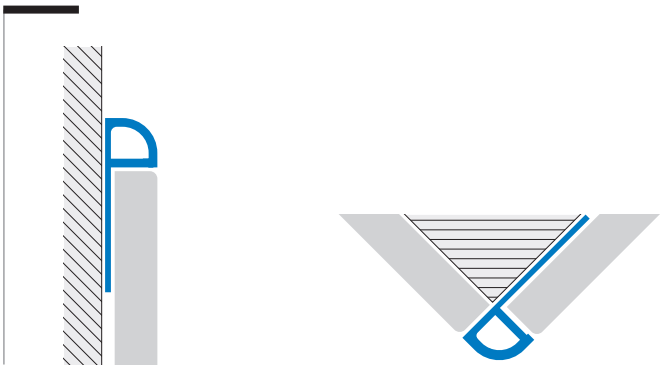

Wall section where the application of the jointing RJC capsule for the profile trim finish is evident.

ROUNDJOLLY® RJE-P Full body coloured Synthetic Resin

The product is entirely of a solid colour compound and not colour coated. The profile is available in a wide range of colours and can be utilized in the most diverse environments which require coverings. This type of trim profile is easy to cut to size so the laying may result quicker and less time consuming therefore one would economize in terms of labour over the entire project budget.
This product maintains good performance over time against UV rays and small scratches are not so visible, tolerates impact and chemicals present in most detergents.

Material: Resintop
Colours: 6 different colours available
Length: 2,70 metres

colour	H=6 mm	H=8 mm	H=10 mm	H=12,5 mm
11=pure white	RJE 60 P 11	RJE 80 P 11	RJE 100 P 11	RJE 125 P 11
12=white	RJE 60 P 12	RJE 80 P 12	RJE 100 P 12	
21=light grey	RJE 60 P 21	RJE 80 P 21	RJE 100 P 21	
22=grey	RJE 60 P 22	RJE 80 P 22	RJE 100 P 22	RJE 125 P 22
23=cement grey	RJE 60 P 23	RJE 80 P 23	RJE 100 P 23	
31=bahama beige	RJE 60 P 31	RJE 80 P 31	RJE 100 P 31	RJE 125 P 31

ROUNDJOLLY® RJE-PT BRILCOLOUR LINE Synthetic Resin

Co-extruded profiles coated with hot laminate decorative film for the "shiny effect" in order to satisfy a more particular laying job. The more delicate tone finish makes this tile trim profile most suitable for domestic applications.

Material: Resintop
Colours: 4 different colours available
Length: 2,70 metres

colour	H=6 mm	H=8 mm	H=10 mm
11=pure white	RJE 60 PT 11	RJE 80 PT 11	RJE 100 PT 11
12=white	RJE 60 PT 12	RJE 80 PT 12	RJE 100 PT 12
22=grey	RJE 60 PT 22	RJE 80 PT 22	RJE 100 PT 22
31=bahama beige	RJE 60 PT 31	RJE 80 PT 31	RJE 100 PT 31

ROUNDJOLLY® RJS-P* MARBLE LINE Synthetic Resin

Profiles hot coated with "marble effect" tone reproduction of the most requested marble tones in commerce. The more delicate finish makes this tile trim profile most suitable for domestic applications.

Material: Resintop
Colours: 15 different colours available
Length: 2,60 metres

colour	H=9 mm	H=11 mm
82=white marble	RJS 90 P 82	RJS 110 P 82
83=light travertino	RJS 90 P 83	RJS 110 P 83
84=beige travertino	RJS 90 P 84	RJS 110 P 84
85=marble navona	RJS 90 P 85	RJS 110 P 85
86=pink beige	RJS 90 P 86	RJS 110 P 86
87=beige yellow	RJS 90 P 87	RJS 110 P 87
88=beige caramel	RJS 90 P 88	RJS 110 P 88
89=dove beige	RJS 90 P 89	RJS 110 P 89
90=pink antique	RJS 90 P 90	RJS 110 P 90
91=pink peach	RJS 90 P 91	RJS 110 P 91
92=green light	RJS 90 P 92	RJS 110 P 92
93=brazil green	RJS 90 P 93	RJS 110 P 93
94=azure blue	RJS 90 P 94	RJS 110 P 94
95=grey avio	RJS 90 P 95	RJS 110 P 95
96=stone grey	RJS 90 P 96	RJS 110 P 96

ROUNDCAPSULE RJC and RJI

End caps for the profiles ROUNDJOLLY® series. They can perfectly connect 2 or 3 axis. Available external end caps Code RJC and internal ones Code RJI.

Material: Plastic
Polished/Brushed stainless steel
Colours: The same as per matching RJE profiles

H=mm	Plastic End caps
6	RJC/I 60 P*
8	RJC/I 80 P*
10	RJC/I 100 P*
12,5	RJC 125 P*

profile trims for ceramic coverings

kerajolly™ *KJ*

KERAJOLLY profiles are utilized to define the sharp external wall corners during tile laying. They protect the more fragile single firing tile edges or borders. **KERAJOLLY** allows the layer to execute his work rapidly and precisely with the only task of choosing the proper size of the profile in respect to the thickness of the tile.
Illustrated scale dimension 1:1

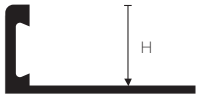



KERAJOLLY TR-I* Polished Stainless Steel AISI 304 - DIN 1.4301 and AISI 316

Stainless steel is the best product to ensure resistance against harsh environments and for hygienic purposes. The choice of the AISI 316 quality is most appropriate for salty environments or areas with higher chlorine concentrations.
Available in top-brushed effect finish, code IS.

Material: Polished Stain. Steel AISI 304
▲ Stainless steel AISI 316
Length: 2,70 metres

⊞ "ultra-thin"line

	H=mm	Art.
	4,5	TR 45 IL/IS ⊞
▲	6	TR 60 IL/IS
▲	8	TR 80 IL/IS
▲	10	TR 100 IL/IS
▲	12,5	TR 125 IL/IS

KERAJOLLY TR-AS Silver Anodised Aluminium

A silver coated aluminium profile which offers and adequate corner edge protection. Granting protection against the aluminium corrosive agents.

Material: Extruded Anodised aluminium
Colour: Silver
Length: 2,70 metres

⊞ "ultra-thin"line

H=mm	Art.
2	TR 20 AS ⊞
3	TR 30 AS ⊞
4,5	TR 45 AS ⊞
6	TR 60 AS
8	TR 80 AS
10	TR 100 AS
12,5	TR 125 AS

KERAJOLLY KJ-A*B Bright Polished Aluminium-Chrome, Gold Effect

The surface of this anodised aluminium profile has been chrome or gold-effect treated in order to give that sparkling effect in combination with bathroom ware. It holds the same properties as the other aluminium models.

Material: Extruded Anodised aluminium
Colour: Polished Chrome, Gold
Length: 2,70 metres

H=mm	Art.
6	KJ 60 ASB/AOB
8	KJ 80 ASB/AOB
10	KJ 100 ASB/AOB
12,5	KJ 125 ASB/AOB

KERAJOLLY profiles protect ceramic tiled wall corners against impact while allowing the decorator to blend in with the colour combination, thanks to the extensive colour variety. Furthermore, one can match the different colours available with the **LISTEC** listello. **KERAJOLLY** ensures the least visible trimming but still guaranteeing the safety and endurance characteristics which are expected in a laying job.

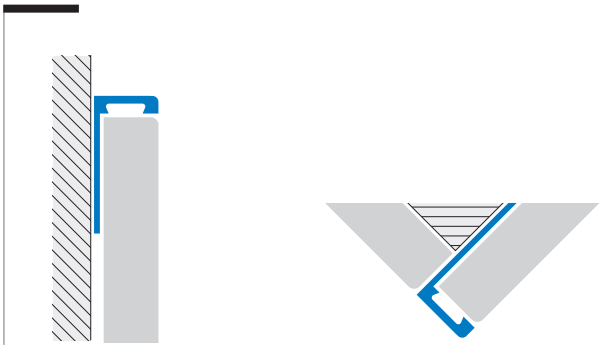

KERAJOLLY KJ-A* Powder Coated Aluminium

This aluminium profile is lacquered with polyester powder base varnish paint in order to guarantee tolerance against main domestic cleaning products and atmospheric agents as well as UV rays. The profiles perform in endurance and elasticity for one may find a not so straight wall during the installation. The profile is entirely varnished also within its cavity.

Material: Extruded powder coated aluminium
Colours: 10 different colours available
Length: 2,70 metres

colour	H=6 mm	H=8 mm	H=10 mm	H=12,5 mm
11=pure white	KJ 60 A 11	KJ 80 A 11	KJ 100 A 11	KJ 125 A 11
12=white	KJ 60 A 12	KJ 80 A 12	KJ 100 A 12	KJ 125 A 12
21=light grey	KJ 60 A 21	KJ 80 A 21	KJ 100 A 21	KJ 125 A 21
22=grey	KJ 60 A 22	KJ 80 A 22	KJ 100 A 22	KJ 125 A 22
23=cement grey	KJ 60 A 23	KJ 80 A 23	KJ 100 A 23	KJ 125 A 23
31=bahama beige	KJ 60 A 31	KJ 80 A 31	KJ 100 A 31	KJ 125 A 31
32=dark beige	KJ 60 A 32	KJ 80 A 32	KJ 100 A 32	KJ 125 A 32
41=cream	KJ 60 A 41	KJ 80 A 41	KJ 100 A 41	KJ 125 A 41
42=ivory	KJ 60 A 42	KJ 80 A 42	KJ 100 A 42	KJ 125 A 42
51=black	KJ 60 A 51	KJ 80 A 51	KJ 100 A 51	KJ 125 A 51

KERAJOLLY KJ-P* Full body coloured Synthetic Resin

The product is entirely of a solid colour compound and not colour coated. The profile is available in a wide range of colours and can be utilized in the most diverse environments which require coverings. This type of trim profile is easy to cut to size so the laying may result quicker and less time consuming therefore one would economize in terms of labour over the entire project budget.
Again this product maintains a good performance over time against UV rays and small scratches are not so visible, tolerates impact and chemicals present in most detergents.

Material: Resintop
Colours: 10 different colours available
Length: 2,70 metres

colour	H=6 mm	H=8 mm	H=10 mm	H=12,5 mm
11=pure white	KJ 60 P 11	KJ 80 P 11	KJ 100 P 11	KJ 125 P 11
12=white	KJ 60 P 12	KJ 80 P 12	KJ 100 P 12	KJ 125 P 12
21=light grey	KJ 60 P 21	KJ 80 P 21	KJ 100 P 21	KJ 125 P 21
22=grey	KJ 60 P 22	KJ 80 P 22	KJ 100 P 22	KJ 125 P 22
23=cement grey	KJ 60 P 23	KJ 80 P 23	KJ 100 P 23	KJ 125 P 23
31=bahama beige	KJ 60 P 31	KJ 80 P 31	KJ 100 P 31	KJ 125 P 31
32=dark beige	KJ 60 P 32	KJ 80 P 32	KJ 100 P 32	KJ 125 P 32
41=cream	KJ 60 P 41	KJ 80 P 41	KJ 100 P 41	KJ 125 P 41
42=ivory	KJ 60 P 42	KJ 80 P 42	KJ 100 P 42	KJ 125 P 42
51=black	KJ 60 P 51	KJ 80 P 51	KJ 100 P 51	KJ 125 P 51

KERAJOLLY KJ-OC Chromed Brass

Brass profile with top chrome finishing effect. Resistant to humidity and corrosion. Great visual impact and good tolerance to mechanical stress. This profile is highly suitable to match with bathroom accessories.

Material: Extruded Chromed Brass
Length: 2,70 metres

H=mm	Art.
6	KJ 60 OC
8	KJ 80 OC
10	KJ 100 OC
12,5	KJ 125 OC

series ultra thin tiles and mosaictec



Ultra thin tiles and mosaic.. minimal luxury details.

A dedicated range of profiles for floor, stair, wall and dilatation joints designed and produced for the new tendance of thin tiles and for mosaic.

"ultra-thin"line

PLUS

- Finishing details
- Full range
- Many finishes and solutions
- Double wing with reduced width for mosaictec series for a perfect adhesion to the mosaic tesserae without altering the level.

Expansion joints

Coves



Wall coverings



Junctions



Listellos

Skirtings

multipurpose symmetric profile for mosaic and for ultra-thin tiles

mosaictec™ SJM

Squarejolly range specifically developed for mosaic. Multipurpose profile used either to create external corners, to finish edges or as a decorative listello. Ideal for most types of installation, the profile provides neat edge finishing with equal visible sides.
The profile is available with a universal cube-shaped end cap to be used as internal, external and three-way junction.
Patented system "Mosaic series"
Illustrated scale dimension 1:1

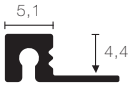

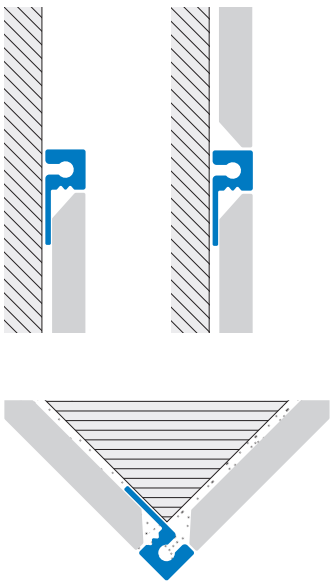

MOSAICTEC SJM 44 AS Silver Anodised Aluminium

An silver coated aluminium profile which offers adequate protection and tolerance to wear over time.

Material: Extruded Anodised aluminium
Colour: Silver
Length: 2,70 metres

"ultra-thin"line

H=mm	Art.
4,4	SJM 44 AS

MOSAICTEC SJM 44 ASB Bright Polished Aluminium-Chrome Effect

The surface of this anodised aluminium profile has been chrome-effect treated in order to give that sparkling effect in combination with bathroom ware. It holds the same properties as the other aluminium models.

Material: Extruded Anodised aluminium
Colour: Polished Chrome
Length: 2,70 metres

"ultra-thin"line

H=mm	Art.
4,4	SJM 44 ASB

MOSAICTEC SJM 44 AOB Bright Polished Aluminium-Gold Effect

The shiny gold finish effect is also requested for particular combination in interior decorating design. Also this profile holds the same properties as the other aluminium models.

Material: Extruded Anodised aluminium
Colour: Polished Gold
Length: 2,70 metres

"ultra-thin"line

H=mm	Art.
4,4	SJM 44 AOB

MOSAICTEC SJC 44 A* End cap Aluminium

Capsules to make external, internal, three-way junction and end-cap. The profile symmetric section has been conceived to match all these functions with one piece.

Material: Extruded Anodised aluminium
Colour: Silver, Polished Chrome and Gold

"ultra-thin"line

H=mm	Art.
4,4	SJC 44 A*

round aluminium profile for mosaic and for ultra-thin tiles

mosaictec™ RJM

Jolly profile with the new 'X' design for an improved mechanical fixing of the vitreous mosaic tesseras.
The visible element is symmetrically rounded and is fit for the protection of corners and stair nosings. Designed specifically for the perfect installation of vitreous mosaic, with a thickness of approx. 4mm and a 20mm x 20mm format.

Patented system "Mosaic series"
Illustrated scale dimension 1:1

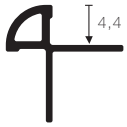



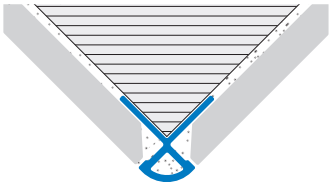

MOSAICTEC RJM 44 AS Silver Anodised Aluminium

A silver coated aluminium profile which offers adequate protection and tolerance to wear over time.

Material: Extruded Anodised aluminium
Colour: Silver
Length: 2,70 metres

"ultra-thin"line

H=mm	Art.
4,4	RJM 44 AS

MOSAICTEC RJM 44 ASB Bright Polished Aluminium-Chrome Effect

The surface of this anodised aluminium profile has been chrome-effect treated in order to give that sparkling effect in combination with bathroom ware. It holds the same properties as the other aluminium models.

Material: Extruded Anodised aluminium
Colour: Polished Chrome
Length: 2,70 metres

"ultra-thin"line

H=mm	Art.
4,4	RJM 44 ASB

MOSAICTEC RJM 44 AOB Bright Polished Aluminium-Gold Effect

The shiny gold finish effect is also requested for particular combination in interior decorating design. Also this profile holds the same properties as the other aluminium models.

Material: Extruded Anodised aluminium
Colour: Polished Gold
Length: 2,70 metres

"ultra-thin"line

H=mm	Art.
4,4	RJM 44 AOB

invisible aluminium profile for mosaic and for ultra-thin tiles

mosaictec™ RJF

Functional profile for joining and finishing external corners with an extremely reduced section. An ideal solution where a trim is necessary but a minimalist look is required.
The profile shape lends itself to 'countersunk' design of the edge of the tessera, therefore protecting the fragile edges of the mosaic.
A simple design for maximum results.

Patented system "Mosaic series"
Illustrated scale dimension 1:1

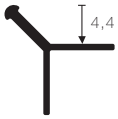

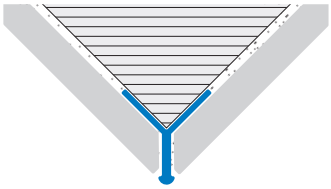

MOSAICTEC RJF 44 AS Silver Anodised Aluminium

A silver coated aluminium profile which offers adequate protection and tolerance to wear over time.

Material: Extruded Anodised aluminium
Colour: Silver
Length: 2,70 metres

"ultra-thin"line

H=mm	Art.
4,4	RJF 44 AS

MOSAICTEC RJF 44 ASB Bright Polished Aluminium-Chrome Effect

The surface of this anodised aluminium profile has been chrome-effect treated in order to give that sparkling effect in combination with bathroom ware. It holds the same properties as the other aluminium models.

Material: Extruded Anodised aluminium
Colour: Polished Chrome
Length: 2,70 metres

"ultra-thin"line

H=mm	Art.
4,4	RJF 44 ASB

MOSAICTEC RJF 44 AOB Bright Polished Aluminium-Gold Effect

The shiny gold finish effect is also requested for particular combination in interior decorating design. Also this profile holds the same properties as the other aluminium models.

Material: Extruded Anodised aluminium
Colour: Polished Gold
Length: 2,70 metres

"ultra-thin"line

H=mm	Art.
4,4	RJF 44 AOB

stainless steel listello for ultra-thin tiles

listec™ LI 20

LISTEC LI 20 is a profile conceived to create quick chromatic effect on tiled walls. Thanks to its shape and its thickness of 4,5 mm, it can match that of the mosaic, thus allowing the listello's positioning without compromising the tiling pattern. Applied with the same adhesive used for tiling.

Illustrated scale dimension: 1:1



LISTEC LI 20 IL Polished Stainless Steel AISI 304 - DIN 1.4301

Stainless steel ensures excellent resistance to most chemicals, so it is ideal in the food, chemical and hospital areas

Material: Polished Stainless Steel AISI 304
Length: 2,70 metres

"ultra-thin"line

B=mm	Art.	
20	LI 20 IL	

LISTEC LI 2O IS Brushed Stainless Steel AISI 304 - DIN 1.4301

Stainless steel, the trendy material for a safe result with a decorative effect. The brushing treatment on the surface provides a modern matt look.

Material: Brushed Stainless Steel AISI 304
Length: 2,70 metres

"ultra-thin"line

B=mm	Art.	
20	LI 20 IS	

internal coves for mosaic and ultra thin tiles

CRM - BT

Aluminium profiles to connect floor and wall coverings in glass mosaic and thin tiles. Solves the problem of hygienic cleaning for internal angles typical of work-surfaces and shower area.

Illustrated scale dimension: 1:1

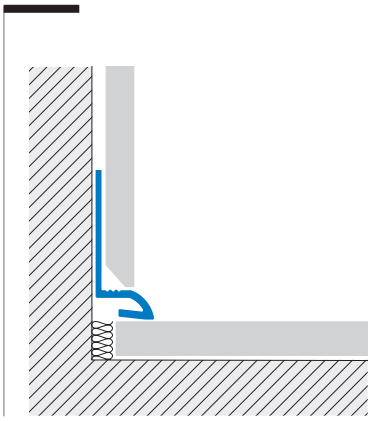

Section CRM

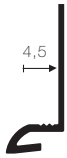

Section BT

MOSAICTEC CRM 44 AS Silver Anodised Aluminium

An silver coated aluminium profile which offers adequate protection and tolerance to wear over time.

Material: Extruded Anodised aluminium
Colour: Silver
Length: 2,70 metres

"ultra-thin"line

H=mm	Art.
4,4	CRM 44 AS

MOSAICTEC CRM 44 A*B Bright Polished Aluminium-Chrome or Gold Effect

The surface of this anodised aluminium profile has been chrome or gold-effect treated in order to give that sparkling effect in combination with bathroom ware. It holds the same properties as the other aluminium models.

Material: Extruded Anodised aluminium
Colour: Bright Polished Chrome, Gold
Length: 2,70 metres

"ultra-thin"line

H=mm	Art.
4,4	CRM 44 ASB
4,4	CRM 44 AOB

SKIRTING BT 45 AS Silver Anodised Aluminium

A silver coated aluminium profile which offers adequate protection andtolerance to wear over time.

Material: Extruded Anodised aluminium
Colour: Silver
Length: 2,70 metres

"ultra-thin"line

H=mm	Art.
4,5	BT 45 AS

SKIRTING BT 45 ASB Bright Polished Aluminium-Chrome Effect

The surface of this anodised aluminium profile has been chrome-effect treated in order to give that sparkling effect. It holds the same properties as the other aluminium models.

Material: Extruded Anodised aluminium
Colour: Bright Polished Chrome
Length: 2,70 metres

"ultra-thin"line

H=mm	Art.
4,5	BT 45 ASB

decorative listello for mosaic and for ultra-thin tiles

mosaictec LIM 51

Innovative profile for the creation of minimalist decorative listellos. It is integrated into the natural gap between the mosaic, replacing the grout line and therefore not displacing the tesseras.
This allows the creation of unique design effects, both horizontal and vertical and single and multiple, without the need to continue the listello along the entire mosaic line.
The profile is installed at the same time as the mosaics, guaranteeing a secure fit whilst ensuring that irregularities do not occur in the surface finish of the mosaics.

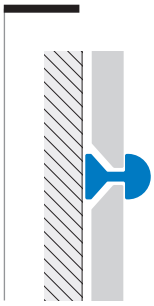

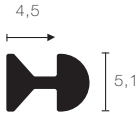

MOSAICTEC LIM 51 decorative listello in aluminium for vitreous mosaic with reduced thickness.
This innovative profile perfectly integrates with the grout line, without displacing the mosaic covering pre-existing joints, and thus creating beutiful aesthetic effects, both horizontally and vertically with a high flexibility in the tiling pattern.
The profile particular section allows its installment just with a simple widening of the tesseras, which once returned in their former position keep the profile in the right position, without modoifying the joints intearax.
A simple solution to customize the mosaic adding a special touch also to the standard, easy to find versions.

Illustrated scale dimension 1:1



MOSAICTEC LIM 51 AS Silver Anodised Aluminium

A silver coated aluminium profile which offers adequate protection and tolerance to wear over time.

Material: Extruded Anodised aluminium
Colour: Silver
Length: 2,70 metres

B=mm	Art.
5,1	LIM 51 AS

"ultra-thin"line

MOSAICTEC LIM 51 ASB Bright Polished Aluminium-Chrome Effect

The surface of this anodised aluminium profile has been chrome-effect treated in order to give that sparkling effect in combination with bathroom ware. It holds the same properties as the other aluminium models.

Material: Extruded Anodised aluminium
Colour: Polished Chrome
Length: 2,70 metres

B=mm	Art.
5,1	LIM 51 ASB

"ultra-thin"line

MOSAICTEC LIM 51 AOB Bright Polished Aluminium-Gold Effect

The shiny gold finish effect is also requested for particular combination in interior decorating design. Also this profile holds the same properties as the other aluminium models.

Material: Extruded Anodised aluminium
Colour: Polished Gold
Length: 2,70 metres

B=mm	Art.
5,1	LIM 51 AOB

"ultra-thin"line

multipurpose listello for mosaic and for ultra-thin tiles

mosaictec LIM 44

MOSAITEC LIM innovative multi-purpose profile for vitreous mosaic with reduced thickness.

- Torus moulding for classic finishes
- Decorative listello usable horizontally and vertically, even cut to size
- Junction between mosaic and ceramic tiles H 8 mm

Available in silver anodised aluminium, bright polished chrome and gold.
Patented system "Mosaic series".
Illustrated scale dimension 1:1

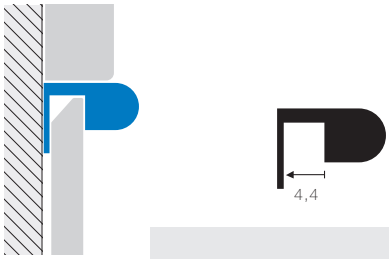



MOSAICTEC LIM 44 AS Silver Anodised Aluminium

A silver coated aluminium profile which offers adequate protection and tolerance to wear over time.

Material: Extruded Anodised aluminium
Colour: Silver
Length: 2,70 metres

"ultra-thin"line

H=mm	Art.
4,4	LIM 44 AS

MOSAICTEC LIM ASB Bright Polished Aluminium-Chrome Effect

The surface of this anodised aluminium profile has been chrome-effect treated in order to give that sparkling effect in combination with bathroom ware. It holds the same properties as the other aluminium models.

Material: Extruded Anodised aluminium
Colour: Polished Chrome
Length: 2,70 metres

"ultra-thin"line

H=mm	Art.
4,4	LIM 44 ASB

MOSAICTEC LIM AOB Bright Polished Aluminium-Gold Effect

The shiny gold finish effect is also requested for particular combination in interior decorating design. Also this profile holds the same properties as the other aluminium models.

Material: Extruded Anodised aluminium
Colour: Polished Gold
Length: 2,70 metres

"ultra-thin"line

H=mm	Art.
4,4	LIM 44 AOB

edge profile for work-surface top

planotec BP

Profile suitable as a technical junction for tiled kitchen tops. The profile shows a moulded part to match with the kitchen top edge and a vertical trim, covering the top thickness. High technical and aesthetic functions. Planotec BP is in silver anodised extruded aluminium. External corner aluminium junctions available.
Illustrated scale dimension: 1:1

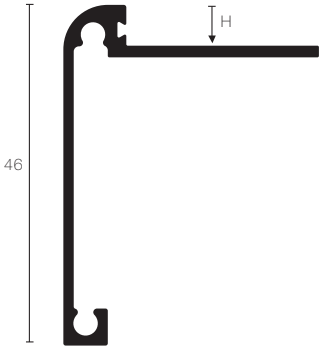





PLANOTEC BP - AS Silver Anodised Aluminium

A silver coated aluminium profile which offers adequate protection and tolerance to wear over time.

Material: Extruded Anodised aluminium
Colour: Silver
Length: 2,70 metres

⊞ "ultra-thin"line

H=mm	Art.	
4,5	BP 45 AS	⊞
10	BP 100 AS	
12,5	BP 125 AS	

PLANOTEC BPE- AS Silver Anodised Aluminium

Universal external angle in aluminium adaptable to all heights and which can be used as an end piece.

Material: Extruded Anodised aluminium
Colour: Silver

H=mm	Art.
46	BPE-AS

decorative squared listello in aluminium

squarejolly *SJQ*

Squarejolly SJQ is an aluminium decorative strip for ceramic tiles. Its particular squared section ensures high modularity also with the modern rectified tiles formats. Thanks to the profile optimized mechanical anchorage provided by the two "dovetailed cavities" it is also ideal as a "boisierie" finishing solution and can be applied after the tiles have been laid.

Illustrated scale dimension: 1:1

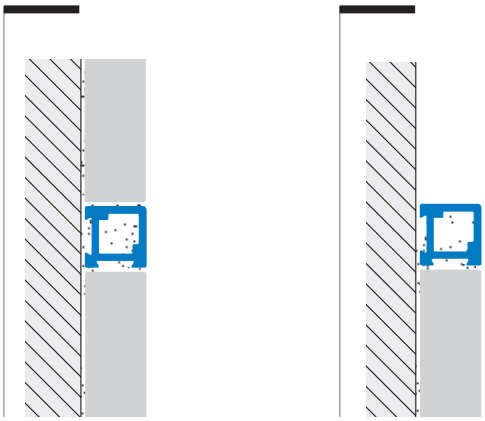



SQUAREJOLLY SJQ - AS Silver Anodised Aluminium

A silver coated aluminium profile which offers adequate protection and tolerance to wear over time.

Material: Extruded Anodised aluminium
Colour: Silver
Length: 2,70 metres

H=mm	Art.
8	SJQ 80 AS
10	SJQ 100 AS

SQUAREJOLLY SJQ - ASB Bright Polished Aluminium-Chrome Effect

The surface of this anodised aluminium profile has been chrome-effect treated in order to give that sparkling effect in combination with bathroomware. It holds the same properties as the other aluminium models.

Material: Extruded Anodised aluminium
Colour: Polished Chrome
Length: 2,70 metres

H=mm	Art.
8	SJQ 80 ASB
10	SJQ 100 ASB

SQUARECAPSULE SJC-A* Aluminium Silver/Chrome

The profile inner section has been conceived to match with a special cap which can work as external, internal, three-way junction and end-cap. All these functions with one piece.

Material: Aluminium
Colour: same finish of SJ-A*

H=mm	Art.
8	SJC 80 AS/ASB
10	SJC 100 AS/ASB

decorative listello

listec™ LI 15

LISTEC LI 15 decorative strips in aluminum for ceramic tiling. The particular squared cross section integrates perfectly with the new ground sizes in porcelain stoneware and the fixed depth of 8 mm makes it versatile and adaptable to any tile thickness over 7 mm. The corner is finished with the joint series Squarejolly, Roundjolly or Kerajolly to ensure perfect finish and prevent unsightly 45° cuts.
Illustrated Scale dimensions 1:1



Listec LI 15 A*:

1. Enhances the bath finish by decorating the tiles with a modern, minimalist design.
2. Eliminates the need for special pieces, adapting to every type of finish and size of tile.
3. Speeds and improves installation for a workmanlike job finished elegantly.
4. Many innovative finishes of the visible surface.



listec™ LI 15

LISTEC 15 A* Solutions & Design profile 2,70 metres long. It ensures continuity of the tiled pattern on the wall and a modularity for all tile formats and thickness.
Its square section enhances porcelain stoneware rectified edges, while a flat side suiting the taste of modern design, with innovative shades.
Available in various finishes to match all the possible colour or material requirements of different environments.
The profile is conceived to perfectly co-ordinate with the vertical corner protection profiles.

LISTEC LI 15 A* Aluminium Anodised Silver, Copper and Titanium

The surface in anodised aluminium silver, copper or titanium with a mat modern and trendy finish. It allows creating decorative effects in an economic way, while matching different tiled coverings.

Material: Extruded Anodised aluminium
Colour: Silver, Copper,Titanium
Length: 2,70 metres

B=mm	Art.
15	LI 15 AS
15	LI 15 AR
15	LI 15 AT

LISTEC LI 15 ASS Aluminium Brushed Silver

Aluminium profile with a brushed surface before final silver anodisation coating. It offers an adequate protection and tolerance to wear over time with an innovative aesthetic effect.

Material: Extruded Anodised aluminium
Colour: Silver-Brushed
Length: 2,70 metres

B=mm	Art.
15	LI 15 ASS

LISTEC LI 15 A*B Bright Polished Aluminium Chrom, gold, Titanium or Copper effect

The surface of this anodised decorative listello has been chrome, gold, copper or titanium effect treated in order to give that sparkling effect in combination with bathroom ware.

Material: Extruded Anodised aluminium
Colour: Polished Chrome-Gold, Titanium and Copper
Length: 2,70 metres

B=mm	Art.
15	LI 15 ASB
15	LI 15 AOB
15	LI 15 ARB
15	LI 15 ATB

decorative listello

listec™ LI 22

LISTEC LI listello enables the layer to recall the colour combination desired on the tile covering. **LISTEC** has a shape and a 6 mm thickness which can be readily installed together with the tile grout. It is generally applied horizontally and can adapt to most tile thicknesses in coordination with the ROUNDJOLLY® or KERAJOLLY vertical profile colours.
Illustrated scale dimension 1:1

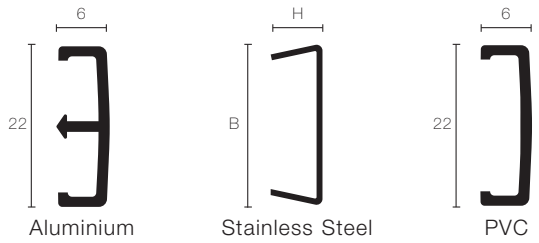

LISTEC enriches and decorates with special effects your wall even when neutral tone ceramic tiles have been used. It avoids using the specific special pieces which most of times can match only one type of covering. Numberless uses and finishes.

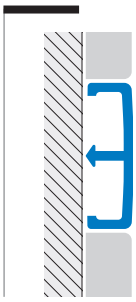



listec™ LI 22

LISTEC LI 22 I* Polished Stainless Steel AISI 304 - DIN 1.4301

Specify Listello in stainless steel where a decorative effect needs to be combined with durability. The shape of the stainless steel profile varies due to the manufacturing bending process used for stainless steel. Available in the brushed version Code IS.

Material: Polished Stain. Steel AISI 304
Length: 2,70 metres

B=mm	Art.
22	LI 22 IL/IS

LISTEC LI 22 AS Silver Anodised Aluminium

Listello in silver anodised aluminium in a modern matt finish. Allows the creation of cost-effective decorative effects while matching with the tile finish.

Material: Extruded Aluminium anodised
Colour: Silver
Length : 2,70 metres

B=mm	Art.
22	LI 22 AS

LISTEC LI 22 A*B Bright Polished Aluminium

The surface of this anodised aluminium profile listello has been bright polished in order to give that sparkling effect in combination with bathroom ware.

Material: Extruded Anodised aluminium
Colour: Polished Chrome / Gold
Length: 2,70 metres

B=mm	Art.
22	LI 22 ASB
22	LI 22 AOB

LISTEC LI 22 P51 Full body coloured Synthetic Resin

The product is entirely of a solid colour compound and not colour coated. The profile can be utilized in the most diverse environments. This product maintains a good performance over time against UV rays and small scratches are not so visible, tolerates mechanical impacts and diluted chemicals.

Material: Resintop
Colours: Black
Length: 2,70 metres

B=mm	Art.
22	LI 22 P51

rounded corner edge protector for wall coverings

roundcorner™ RO

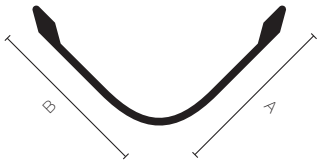

ROUNDCORNER RO series comprises several corner protectors with rounded edge in order to best protect in compliance with the accident and injury prevention norms. In fact this profile is greatly used in commercial and industrial areas where intense transit occurs. **ROUNDCORNER** can perfectly cover over chipped tiled corners and are supplied with self-adhesive glue strips with excellent hold which help absorb shock impact.
Illustrated scale dimension 1:1

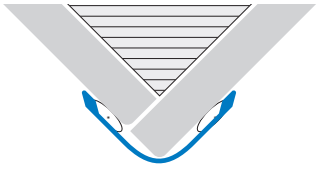

ROUNDCORNER RO 25 A11A Self-Adhesive Powder Coated Aluminium

Profile varnished with a polyester powder coating. ROUNDCORNER is ready to be fixed onto the corners of the wall. It covers a width of 25 mm which thanks also to its rounded section satisfies both technical and safety requirements and domestic decor needs.

Material: Extruded Powder coat. aluminium
Colour: Pure white
Length: 2,70 metres

AxB	Art.
25x25	RO 25 A11A

ROUNDCORNER RO 25 A*A Self-Adhesive Anodised Aluminium

The self-adhesive aluminium ROUNDCORNER rounded profile is ready to be fixed onto the corners of the wall. It covers a width of 25 mm. which satisfies both technical and safety requirements as well as for aesthetics in domestic areas.

Material: Extruded Anodised aluminium
Colours*: Silver, Gold, Bronze
Length: 2,70 metres

AxB	Art.
25x25	RO 25 ASA
25x25	RO 25 AOA
25x25	RO 25 ABA

ROUNDCORNER RO-ILA Self-Adhesive Polished Stainless Steel

Corner protection stainless steel rounded profile is supplied in different sizes so it can meet several technical and safety requirements and norms present in hospitals, public and food processing plants. This profile can be produced on request also in AISI 304 or AISI 316 standards for higher resistance in salty, acid or marine environments.

Thickness RO 25: 1 mm
Thickness RO 30 / 40 / 50 : 1,2 mm

Material: Polished Stainless Steel
Width: from 25 to 50 mm
Length: 2,70 metres
Surface with protection film strip

AxB	Art.
25x25	RO 25 ILA
30x30	RO 30 ILA
40x40	RO 40 ILA
50x50	RO 50 ILA

ROUNDCORNER RO-OLA Self-Adhesive Polished Brass

Corner protection brass profile with rounded corner and self-adhesive for a further decorative choice along with the suitability of safety regulations in public constructions and other required areas.

Thickness RO 25: 1 mm
Thickness RO 30 / 40 / 50 : 1,2 mm

Material: Laminated Polished brass
Width: from 25 to 50 mm
Length: 2,70 metres
Surface with protection film strip

corner edge protector for wall coverings

keracorner™ CO

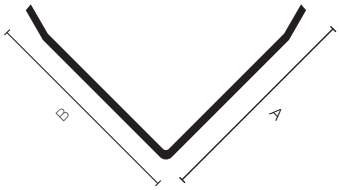

KERACORNER series comprises a complete series of corner profiles for the protection most exposed parts of the walls, with all kinds of covering. Mainly used in commercial and industrial areas where intense transit occurs, these profiles are available in different sizes, materials and finishes to meet all possible technical needs.
KERACORNER perfectly covers over chipped tiled corners and are supplied with self-adhesive glue strips with excellent hold which helps absorb shock impact.
Illustrated scale dimension 1:1

KERACORNER CO 25 A11A Self-Adhesive Powder Coated Aluminium

This corner profile is entirely varnished with a polyester powder coating. Being self-adhesive, it is ready to be fixed onto the corners of the wall. It covers a width of 25 mm and perfectly satisfies both technical and decor needs. Suitable for all kinds of environments included the domestic one.

Material: Extruded Powder coat. aluminium
Colour: Pure white
Length:2,70 metres

AxB	Art.
25x25	CO 25 A11A

KERACORNER CO 25 A*A Self-Adhesive Anodised Aluminium

Self-adhesive anodised aluminium profile, ready to be easily fixed onto the wall's corners. It covers a width of 25 mm. and well satisfies both technical and aesthetics requirements. Suitable for all kinds of environments included the domestic one.

Material: Extruded Anodised aluminium
Colours*: Silver, Gold, Bronze
Length: 2,70 metres

AxB	Art.
25x25	CO 25 ASA
25x25	CO 25 AOA
25x25	CO 25 ABA

KERACORNER CO-ILA Self-Adhesive Polished Stainless Steel

Corner protection stainless steel profile which guarantees high performances of corner protection and hygiene. Especially conceived for public and food processing plants etc. This profile can be produced on request also in AISI 304 or AISI 316 standards for higher resistance in salty, acid or marine environments.
CO 30 is available in the brushed version too, Code IS.

Thickness CO 25: 1 mm
Thickness CO 30 / 40 / 50 : 1,2 mm

Material: Polished Stainless Steel
Width: from 25 to 50 mm
Length: 2,70 metres
Surface with protection filmstrip

AxB	Art.
25x25	CO 25 ILA
30x30	CO 30 ILA
40x40	CO 40 ILA
50x50	CO 50 ILA
30x30	CO 30 ISA

KERACORNER CO-OLA Self-Adhesive Polished Brass

Corner protection brass profile with self-adhesive for a further decorative choice along with guarantee of corner protection against mechanical impacts.

Thickness CO 25: 1 mm
Thickness CO 30 / 40 / 50 : 1,2 mm

Material: Laminated Polished brass
Width: from 25 to 50 mm
Length: 2,70 metres
Surface with protection film strip

AxB	Art.
25x25	CO 25 OLA
30x30	CO 30 OLA
40x40	CO 40 OLA
50x50	CO 50 OLA

corner protection profile for ceramic coverings

roundcorner™ *RE*

ROUNDCORNER is a rounded corner stainless steel profile especially designed for the protection of ceramic wall coverings. To be installed while tiling, it provides a precise and neat finish at the same level with the tiled covering. **ROUNDCORNER** meets public buildings technical and safety requirements and norms mandatory in hospitals, public and food processing plants and other required areas.
Illustrated scale dimension 1:1

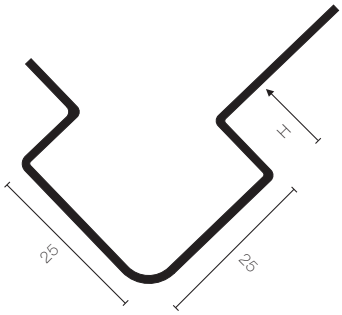

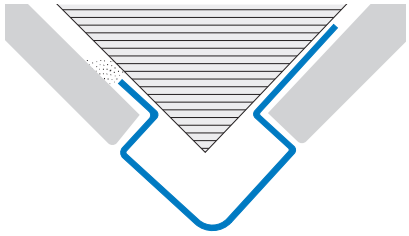

ROUNDCORNER RE-IL Polished Stainless Steel AISI 304 - DIN 1.4301

Stainless steel AISI 304 standard ensures high resistance against most diluted chemicals and detergents, being then ideal for hygienic purposes. It is requested for food processing plants, butchers, public toilets, commercial kitchens, hospitals.
Very good mechanical resistance.

Material: Polish. Stainless Steel AISI 304
Length: 2,70 metres
Surface with protection film strip

H=mm	Art.
8	RE 80 IL
10	RE 100 IL
12,5	RE 125 IL

internal cove for ceramic wall coverings

roundcove™ RI/RF

ROUNDCOVE stainless steel internal cove profile is designed to ensure hygienic functions in all areas subject to sanitary inspection. Thanks to its internal curvature and to the characteristics of the used material, it perfectly meets the hygiene requirements and applications expected in hospitals, public and food processing plants, public toilets and other required areas. This profile is to be installed during laying, providing a neat finish at the same level with the adjacents tiled surfaces.
Illustrated scale dimension 1:1,2

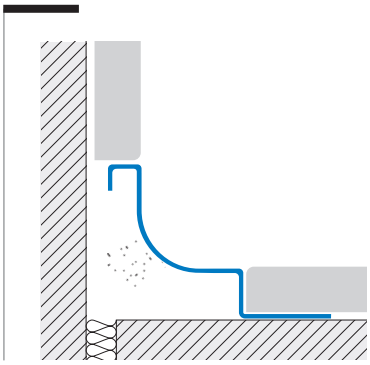

ROUNDCOVE RI-IL Polished Stainless Steel AISI 304 - DIN 1.4301

Internal cove profile to be installed while tiling between two tiled walls. Stainless steel AISI 304 standard ensures high resistance against most diluted chemicals and detergents, being then ideal for food processing plants, sanitary, chemical and hospital sectors. Very good mechanical resistance.

Material: Polished Stainless steel AISI 304
Length: 2,70 metres
Surface with protection film
Corner jointing pieces internal / external / three-way. Code: RII / RIE / RIT

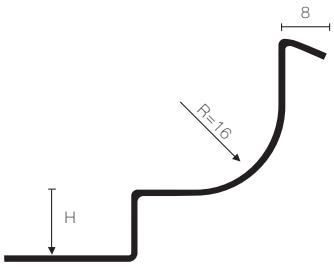

H=mm	Art.
8	RI 80 IL
10	RI 100 IL
12,5	RI 125 IL

ROUNDCOVE RF-IL Polished Stainless Steel AISI 304 - DIN 1.4301

Internal cove profile conceived to cover an existing tiled surface, to be installed while flooring. Stainless steel AISI 304 standard ensures high resistance against most diluted chemicals and detergents, being then ideal for food processing plants, sanitary, chemical and hospital sectors. Very good mechanical resistance.

Material: Polished Stainless steel AISI 304
Length: 2,70 metres
Surface with protection film
Jointing corner pieces internal / external also available Code: RFI / RFE
Perforated flange layed at wall with codes RFIR and RFER

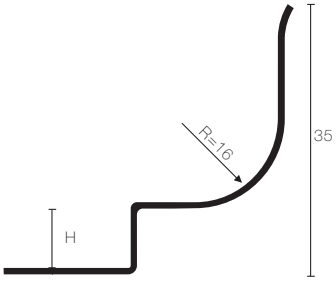

H=mm	Art.
10	RF 100 IL
12,5	RF 125 IL

cove base corner joint

coflex™ CR

COFLEX CR series is expressly conceived to perimeter joint wall/floor coverings supplying sufficient elasticity for the expansion and meeting the cove base hygienic corner cleanliness requirements. It also serves as a sound breaker of the covered surfaces so that trampling of foot steps is not transmitted to the adjacent walls.

COFLEX CR consists of a main curved co-extruded hard/soft combination module Art. CR 16 with Art. series KJ inserts which slide into CR 16 tracks allowing it to adapt to any covering height and providing a perfect anchoring to the tiled covering. Patented system.

Illustrated scale dimension 1:1

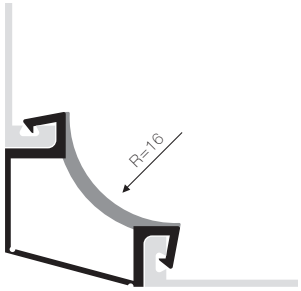

The modular combination system called "Clip System" allows one to match all possible tile thickness still with the same base mudule, thus resulting in both a time saver and actual material saved. The KJ – Kerajolly profile functions as the perforated side flanges for the laying so to adapt to the different heights of the tiles for wall and floor coverings (e.g. floor height 12,5 mm. - wall covering height 8 mm.). KERAJOLLY small off-cuts can also be utilized for this purpose.

E.g. of COFLEX assembly for installation: if the thickness of a tile is of 10 mm, utilize the KERAJOLLY KJ 8 mm. height profile (page 101) as the combination with the CR base module raises the height by 2 mm. matching it then to the 10 mm. tile thickness.

Illustrated scale dimension 1:1

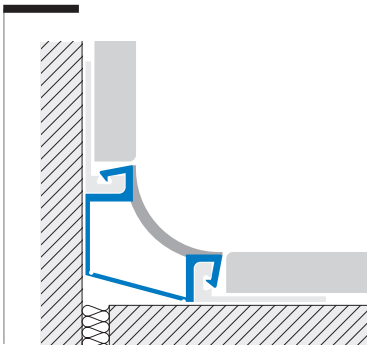

COFLEX CR 16 P* Synthetic Resin Co-extruded

Main frame co-extruded profile with soft internal cove supplied in different colours. The profile flange inserts are supplied separately as the specific required height needs to be provided.

Material: Resinflex + Resinil
Internal cove radius: 16 mm
Length: 2,70 metres

colour	Art.
11 = pure white	CR 16 P 11
23 = cement grey	CR 16 P 23
32 = dark beige	CR 16 P 32

COFLEX CR Jointing and Derivation Pieces

End caps, internal jointing corner pieces, external and tri-axis jointing pieces. These special pieces help the layer finish off the perimeter laying for two way and three way connections in a most precise and appropriate manner.

Material: Polypropylene

description	Art.
internal corner	CRI + colour
external corner	CRE + colour
three way junction	CRT + colour
endcap	CRF + colour

joining coving
between floor and wall

sanitec™ IC

SANITEC IC is a production series conceived to create the hygienic joint cove between wall and floor or between two walls vertically, in particular in hospitals, chemical and food industry environments. The product is supplied ready to be fixed onto existing coverings so it is suitable for restructuring jobs and complies with the current sanitary and safety norms and regulations. The round moulded body of this profile ensures an excellent contour hold. The H 60 model serves also as wall skirting. Suggested application with our special adhesive. Illustrated scale dimension 1:1,2

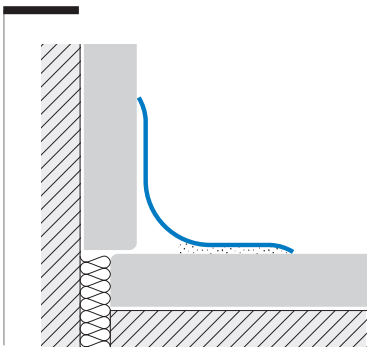

SANITEC IC-ILN Polished Stainless Steel AISI 304 - DIN 1.4301

The stainless steel quality of this cove base profile ensures a long lasting resistance to most of diluted chemical agents, hence it is considered ideal for food processing, hospitals and laboratory environments. Great tolerance to mechanical stress.

Material: Polished Stainless steel AISI 304
Length: 2,70 metres
Surface with protection film strip

IC 35: jointing corner pieces internal / external / three-way. Code ICI / ICE / ICT
IC 60: jointing corner pieces internal / external also available. Code ICI / ICE

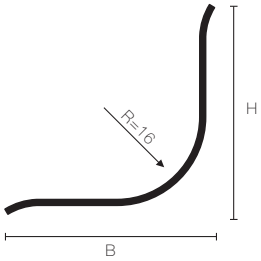

BxH	Art.
35x35	IC 35 ILN
32x60	IC 60 ILN

SANITEC IC 60 P 11 Synthetic Resin

Full body pure white resin UV stabilized wide cove base profile. It is utilized in diverse environments because it is resistant to most conventional diluted chemical agents and to minor scratches.

Material: Resintop
Colour: Pure White
Length: 2,70 metres

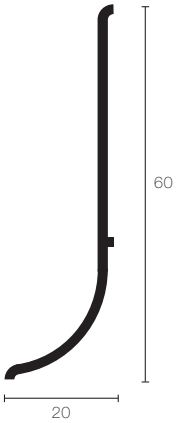

BxH	Art.
20x60	IC 60 P11

internal corner joining profile

interjolly™ IJ

INTERJOLLY optimizes the corner joining of the tile covering between floor and wall, while leaving the necessary space for the expansion with adjacent walls. This profile has a perforated flange which is applied under the tile. It can also serve as a cove base for shower tray and bathtub perimeter so to avoid the silicon lining which inevitably turns a yellow unaesthetic discoloured tone in time. The moulded cove base made with the application of the profile makes every internal corner and crevice extremely easy to clean and therefore more hygienic.
Illustrated scale dimension 1:1

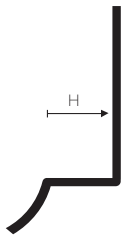

Stainless Steel

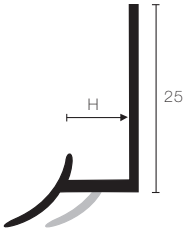

PVC

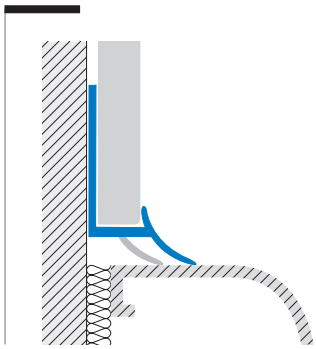

INTERJOLLY IJ-P* Full body coloured Synthetic Resin

The product is entirely of a solid colour compound and not colour coated. This can be utilized in the most diverse environments which require coverings. Moreover, is easy to cut to size so the laying may result quicker and less time consuming therefore one would economize in terms of labor over the entire project budget.
This product maintains a good performance over time against UV rays and small scratches are not so visible, tolerates impact and diluted chemicals present in most detergents.

Material: Resintop
Colours: 4 different colours available
Length: 2,70 metres

colour	H=7,5mm
11=pure white	IJ 75 P 11
12=white	IJ 75 P 12
22=grey	IJ 75 P 22
31=bahama beige	IJ 75 P 31

colour	H=9,5mm
11=pure white	IJ 95 P 11
12=white	IJ 95 P 12
22=grey	IJ 95 P 22
31=bahama beige	IJ 95 P 31

INTERJOLLY IJ-IL Polished Stainless Steel AISI 304 - DIN 1.4301

Stainless steel profile, AISI 304 standard, ensures high tolerance to most of diluted chemicals or detergents present in laboratories, food processing plants, commercial kitchens, slaughter houses, breweries as well as bathrooms for private and public areas.
The stainless steel profile section is not exactly identical to the Resin model because the steel production process is different from the plastic extrusion one.

Material: Polished Stain. Steel AISI 304
Length: 2,70 metres

H=mm	Art.
8	IJ 80 IL
10	IJ 100 IL

joining profiles for bathtub and shower tray

sanitec™ SB

Hygienic corner cove profile between wall and wall or wall and floor. Also apt to join profile bathtub rim and shower tray to wall or kitchen counter tops and wall. Normally the gaps are filled in by mould resistant silicone products but still may turn yellow from discoloration and dirt which can stick to the soft silicone. By installing our profiles the gaps and corners are finally clean, neat but most important of all more hygienic. Supplied with self-adhesive strips or applied with silicone. Illustrated scale dimension 1:1

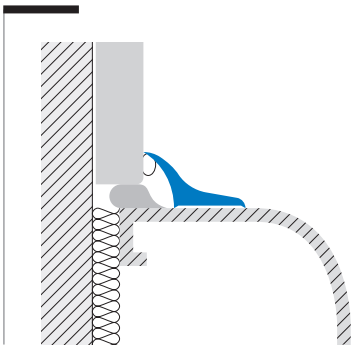

SANITEC SB 20 A* Self-Adhesive Powder Coated / Silver Anodised Aluminium

This profile is a polyester powder varnished or in anodised aluminium finish. It is tolerant to oxidation and to most conventional detergents. Furthermore, its UV resistance makes it adaptable to all sorts of environments. Available also without adhesive.

Material: Extruded powder coat. aluminium / Extruded Anodised Aluminium
Colours: Pure White / Silver
Length: 2,70 metres

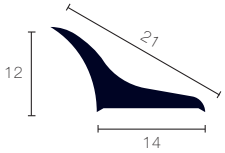

AxB	Art.
12x14	SB 20 A11A
12x14	SB 20 ASA

SANITEC SB 24 P 11 Synthetic Resin

Full coloured whole synthetic resin profile to apply on several coverings. It is particularly adaptable to plastic tubs because the softer external PVC transparent lips allow it better wedge into the gap.

Material: Resintop
Colours: Pure white with transparent lips
Length: 2,70 metres

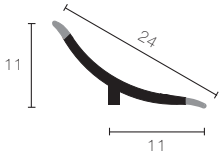

AxB	Art.
11x11	SB 24 P 11

SANITEC SB 30 P* Synthetic Resin

Full coloured whole synthetic resin profile to apply on several coverings. Its stabilizing properties make the product tolerant to most chemical agents and resistant to slight abrasions.

Material: Resintop
Colours: Pure White / Light Grey / Beige
Length: 2,70 metres

Corner jointing pieces internal / external / extensions / end caps in Polypropylene Code: SBI 30 P* / SBE 30 P* / SBG 30 P* / SBF 30 P*

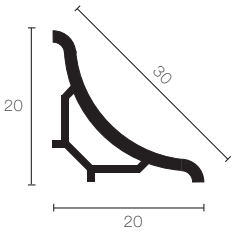

AxB	Art.
20x20	SB 30 P 11
20x20	SB 30 P 22
20x20	SB 30 P 30

methacrylate joints for tubs and shower trays

sanitec™ SB

Modern bathtubs and shower trays are made of a special thermoformable material called methacrylate. Creating a profile in the same material ensures perfect integration of the finish of the border between the tub and the profile. The inside and terminal joints are available in the kit that serves to install a tub against the wall with masonry even on three sides.

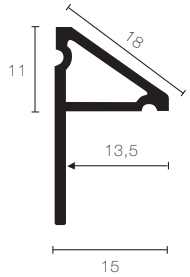

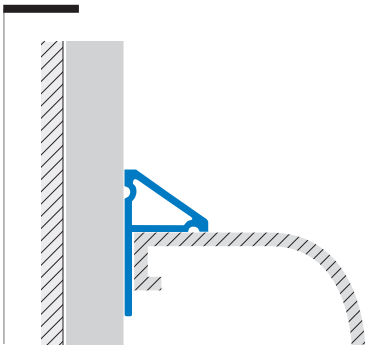

SANITEC SB 18 P 11 Methacrylate

Cove profile in white methacrylate compund.
1 Kit include: 2 profiles 1,95 metres long + 2 internal corners + 1 right end cap + 1 left end-cap

Material: Methacrylate
Colour: White
Supplied in Kit

AxB	Art.
13x11	SB 18 P 11

internal corner joining profile

sanitec™ SB

Hygienic corner cove profile between wall and wall or wall and floor.
Also apt to join profile bathtub rim and shower tray to wall or kitchen counter tops and wall. Normally the gaps are filled in by mould resistant silicone products but still may turn yellow from discoloration and dirt which can stick to the soft silicone.
By installing our profiles the gaps and corners are finally clean, neat but most important of all more hygienic.
Illustrated scale dimension 1:1

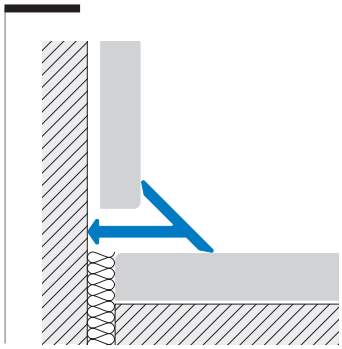

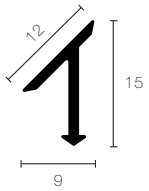





SANITEC SB 12 AS Silver Anodised Aluminium

A silver coated aluminium profile which offers and adequate corner edge protection. Granting protection against the aluminium corrosive agents.

Material: Extruded Anod.Aluminum
Colour: Silver

AxB	Art.
12x15	SB 12 AS

SANITEC SB 12 ASB Brigth Polished Aluminium

The surface of this anodised aluminium profile has been chrome-effect treated in order to give that sparkling effect in combination with bathroom ware. It holds the same properties as the other aluminium models.

Material: Extruded Anod.Aluminium
Colour: Chrome

AxB	Art.
12x15	SB 12 ASB

expansion joints

Settlement, deflection, expansion, creeps, shrinkage, thermal and moisture excursions, all these factors contribute to movements and solicitations on the building's structure frame. It is then advisable that a proper expansion and structure joints layout planning is implemented both during the slab/mortar bedding phase and at floor level.

Planning for the right type of joint is a task which involves the calculations of the movement solicitations, tensile strengths and the thermo-hygrometric coefficient readings, in relation to the type of construction and relative coverings and to how they interact with all the combined building materials. The underlying mortar bed sectioning is a determining factor in guaranteeing a job well done, whether the covering is laid with the thin bed adhesive or the traditional deep bed method.

An expansion joint must be placed whenever:

- in correspondence to an underlying substrate material change or alteration and/or slab casting discontinued placements.
- in correspondence to pre-existing discontinuities in substrate such as structural construction joints, screed section edges.
- in correspondence to fixed elements like columns and doors, entrances.
- where there is a change of direction in tiling patterns.
- where tiled floors abut walls or restraining features.

The resulting bays should be as regular as possible. The proportion between the two bay sides should generally not exceed 2:1.

A 17
A 18
A 19
AB 6306 Hamburg
16:10
A 19

movement joint for thin bed application

coflex™ CE

Synthetic material movement joint designed to subdivide a tiled bay area in smaller sections. **COFLEX CE** joint is sized in respect to the tile's thickness and must not rise above the level of the covering surface, it should actually be laid 0,5 ÷ 1 mm below the edge of the tiles. To be installed with the same adhesive used for tiling. The joint must be laid in correspondence with the underlying screed cut. This joint is solely recommended for pedestrian transit as it offers limited protection to the tiles edges. This joint is conceived to compensate only slight compression and sliding movements of the adjacent surfaces.
Suggested flooring bays 16 m²
Illustrated scale dimension 1:1

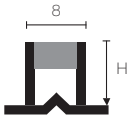



COFLEX CE-P* Co-extruded Synthetic Resin

PVC profile with fair tolerance against main diluted chemical agents present in detergents. Applicable both indoors and outdoors.

Material: PVC
Length: 2,70 metres

H=mm	Colour	Art.
7	Grey + transparent infill	CE 70 P 10
9	Grey + transparent infill	CE 90 P 10
11	Grey + transparent infill	CE 110 P 10
13	Grey + transparent infill	CE 130 P 10
15	Grey + transparent infill	CE 150 P 10

H=mm	Colour	Art.
7	Grey + cement grey infill	CE 70 P 23
9	Grey + cement grey infill	CE 90 P 23
11	Grey + cement grey infill	CE 110 P 23
13	Grey + cement grey infill	CE 130 P 23
15	Grey + cement grey infill	CE 150 P 23

technical expansion joint

coflex™ CA

Control/movement joint in synthetic co-extruded material with a soft visible side and a more rigid fixing flange. Designed to divide large tiled areas in smaller bays. The soft plastic is resistant to most relevant chemicals encountered in tile applications, to weathering, ageing and UV rays. It will remain flexible and resistant to attack from fungus and bacteria. Suitable for internal and external use and maintenance free. It offers only a limited protection to the tiles edges. Illustrated scale dimension 1:1

INSTALLATION Basic Rules:

- Select a joint with the height matching exactly the tile thickness (the joint must not rise above the level of covering surface but should be laid 0,5 ÷ 1 mm below the edge of the tiles).
- Trowel adhesive as normal.
- Align the joint over the screed joint (if not existent, cut the screed for at least 2/3 of its thickness).
- Lay tiles alongside the flanges so that they are solidly embedded and flush with the profile.
- The joint between the tile and the profile to be filled completely with grout.

Suggested flooring bays 16 m²
Typical flooring areas: retail shops, hotels and sporting centers.

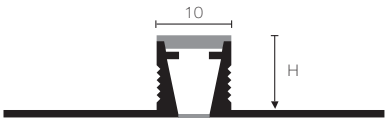

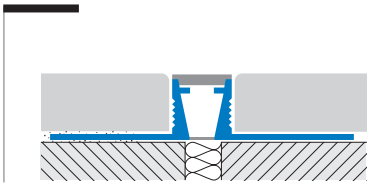

COFLEX CA-P* Co-Extruded Synthetic Resin

Synthetic material profile joint with technical characteristics which offer high elasticity, durability and tolerance to common diluted chemical agents. Supplied in different colours to combine with main grout colors and different covering materials.
Applicable for both indoor and outdoor coverings.

Material: Resinflex + Resinil
Length: 2,70 metres
Colours*: Pure White, Cement Grey, Dark Beige, Black

H=mm	Colour	Art.
6	11 / 23 / 32 / 51	CA 60 P + colour code
8	11 / 23 / 32 / 51	CA 80 P + colour code
10	11 / 23 / 32 / 51	CA 100 P + colour code
12,5	11 / 23 / 32 / 51	CA 125 P + colour code
15	23	CA 150 P + colour code
20	23	CA 200 P + colour code

technical expansion joint

coflex™ CAJ

The "invisible" expansion joint. It is considered as such due to its 5 mm top width which makes it look as if were part of the grouting joint. The harder plastic flange guarantees an excellent hold under the tile and will follow its movements in compression and expansion. Suitable for internal and external use and virtually maintenance free. Illustrated scale dimension 1:1

The soft plastic is resistant to most relevant chemicals encountered in tile applications, to weathering, ageing and UV rays. Designed to divide big tiled areas in smaller bays. It will remain flexible and resistant to attacks of fungus and bacteria. The CAJ model offers a rather limited tile edge protection.

INSTALLATION Basic Rules:

- Select a joint with the height matching exactly the tile thickness (the joint must not rise above the level of covering surface but should be laid 0,5 ÷ 1 mm below the edge of the tiles).
- Trowel adhesive as normal.
- Align the joint over the screed joint (if not existent, cut the screed for at least 2/3 of its thickness).
- Lay tiles alongside the flanges so that they are solidly embedded and flush with the profile.
- The joint between the tile and the profile to be filled completely with grout.

Suggested flooring bays 16 m²
Typical flooring areas: retail shops, hotels and sporting centers.

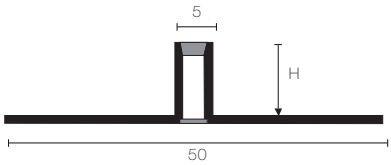

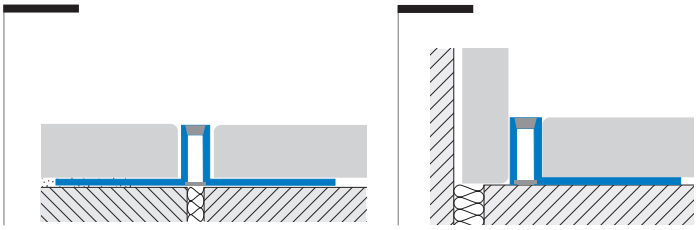

COFLEX CAJ-P* Co-Extruded Synthetic Resin

Synthetic material profile joint with technical characteristics which offer high elasticity, durability and tolerance to common diluted chemical agents. Supplied in different colours to combine with main grout colours and different covering materials.
Applicable for both indoor and outdoor coverings.

Material: Resinflex + Resinil
Length: 2,70 metres
Colours*: Pure White, Cement Grey, Dark Beige, Black

H=mm	Colour	Art.
4,5	11 / 23 / 32 / 51	CAJ 45 P + colour code
6	11 / 23 / 32 / 51	CAJ 60 P + colour code
8	11 / 23 / 32 / 51	CAJ 80 P + colour code
10	11 / 23 / 32 / 51	CAJ 100 P + colour code
12,5	11 / 23 / 32 / 51	CAJ 125 P + colour code

"ultra-thin"line

COFLEX CAJP-P 23 Perimeter joint in synthetic resin

Profile for finishing floor coverings such as ceramics around the perimeter of a room or next to windows, door frames and thresholds.

Material: Resinflex + Resinil
Length: 2,70 metres
Colour*: Cement Grey

H=mm	Colour	Art.
4,5	Cement Grey	CAJP 45 P 23
6	Cement Grey	CAJP 60 P 23
8	Cement Grey	CAJP 80 P 23
10	Cement Grey	CAJP 100 P 23
12,5	Cement Grey	CAJP 125 P 23

technical expansion joint suitable for grinding

coflex™ CTL

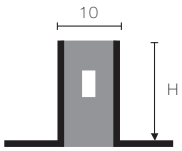

Expansion joint with a metal structure and an infill suitable for sanding and grinding. Good tolerance to chemicals and heavier transit, therefore ideal for porcelain stoneware tile in industrial and commercial areas and for large surfaces in general. Good resistance to diluted acids. The product compensates the floors movements and grants a certain protection to the tile edges, which are constantly solicited by the various types of transit such as trolleys, carriages and so forth. The metallic side flanges of the joint profile have a good hold under the tile and will follow its movements in compression and expansion. The infill hardness is an excellent compromise between the required standards for flexibility and durability. Ideal with marble as it is suitable for grinding and polishing.
Suggested flooring bays 16 m²
Illustrated scale dimension 1:1

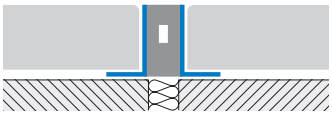



+2/-1 +1/-1

COFLEX CTL-AN* Natural Aluminium + Infill suitable for Grinding

This profile joint is adopted in projects such as car showrooms and workshops facilities. It is the most popular finish as it combines edge protection and resistance along with a modern appearance.The choice of the brass or stainless steel model should be preferred for outdoor applications or in environments subject to higher mechanical or chemical stresses.

Material: Natural Aluminium
Insert: EPDM
Length: 2,70 metres

+2/-1 +1/-1

H=mm	Colour	Art.
8	51 = Black	CTL 80 AN 51
10	51 = Black	CTL 100 AN 51
12,5	51 = Black	CTL 125 AN 51
15	51 = Black	CTL 150 AN 51
20	51 = Black	CTL 200 AN 51
25	51 = Black	CTL 250 AN 51
30	51 = Black	CTL 300 AN 51

COFLEX CTL-ON* Natural Brass + Infill suitable for Grinding

Well resistant to chemical aggression and mechanical impact. Suitable for internal and external use. Typical for building projects such as shopping centres, public buildings and luxurious reception areas where more traditional materials would be used.

Material: Natural Brass
Insert: EPDM
Length: 2,70 metres

+2/-1 +1/-1

H=mm	Colour	Art.
8	51 = Black	CTL 80 ON 51
10	51 = Black	CTL 100 ON 51
12,5	51 = Black	CTL 125 ON 51
15	51 = Black	CTL 150 ON 51
20	51 = Black	CTL 200 ON 51
25	51 = Black	CTL 250 ON 51
30	51 = Black	CTL 300 ON 51

COFLEX CTL-IL* Polished Stainless Steel AISI 304 - DIN 1.4301 + infill for Grinding

Cold rolled profile manufactured from Polished Stainless Steel AISI 304. It is recommended for use in hospitals, food preparation areas, commercial kitchens, warehouses and factories. Also highly suitable for use on projects that require a clean modern look. Typical projects would be heavy transit areas such as commercial/shopping centres and restaurants. Internal and external use with an excellent resistance to diluted chemicals.

Material: Polished Stainless Steel AISI 304
Insert: EPDM
Length: 2,70 metres

H=mm	Colour	Art.
8	51 = black	CTL 80 IL 51
10	51 = black	CTL 100 IL 51
12,5	51 = black	CTL 125 IL 51
15	51 = black	CTL 150 IL 51
20	51 = black	CTL 200 IL 51
25	51 = black	CTL 250 IL 51
30	51 = black	CTL 300 IL 51

On request available also with cement grey infill 23 and Beige 32.

technical expansion joint with interchangeable insert

coflex™ CB

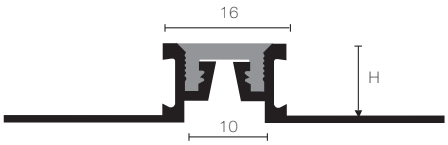

COFLEX CB is composed of a twin double metal profile to host the internal rubber seal. This product has been designed to ensure a certain grade of protection to the tile and relative work load it may have to bear. The synthetic rubber insert efficiently compensates and absorbs flooring movements along with the covering material. **COFLEX CB** is suitable to bear distributed weights and tensions. Select a joint with the height matching exactly the tile thickness, the joint must not rise above the level of covering surface but should be laid 0,5 ÷ 1 mm below the edge of the tiles.
Suggested flooring bays 16 – 25 m²
Illustrated scale dimension 1:1

COFLEX CB-AN* Aluminium + Synthetic Insert

The aluminium profile is generally advised for indoor laying jobs and in areas which are less subject to mechanical impact and stress.

Material: Extruded Natural Aluminium
Insert: Resinil + Resinflex
Colours of insert*: Cement Grey, Black
Length: 2,70 metres

H=mm	Insert Colour	Art.
8	23 / 51	CB 80 AN
10	23 / 51	CB 100 AN
12,5	23 / 51	CB 125 AN
15	23 / 51	CB 150 AN
20	23 / 51	CB 200 AN

COFLEX CB-ON* Brass + Synthetic Insert

Brass offers characteristics of high tolerance to mechanical impact and diluted chemical agents. Suitable for both indoor and outdoor applications conferring a pleasant appearance and a classic finish to the coverings.

Material: Extruded Natural Brass
Insert: Resinil + Resinflex
Colours of insert*: Cement Grey, Black
Length: 2,70 metres

H=mm	Insert Colour	Art.
8	23 / 51	CB 80 ON
10	23 / 51	CB 100 ON
12,5	23 / 51	CB 125 ON
15	23 / 51	CB 150 ON
20	23 / 51	CB 200 ON

COFLEX CBI 10 P* Spare Synthetic Insert

Made of soft synthetic resin. In case it should look worn out over time just replace the insert with a slight leverage starting from the metal profile ends.

Material: Resinil + Resinflex
Colours of insert*: Cement Grey, Black
Length: 2,70 metres

Colour	Art.
23 = Cement Grey	CBI 10 P 23
51 = Black	CBI 10 P 51

technical expansion joint with interchangeable insert

coflex™ CBL

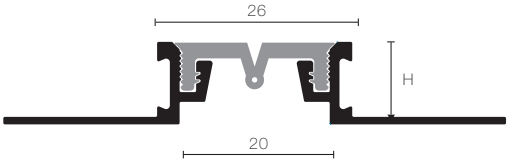

COFLEX CBL is composed of a twin double metal profile to host the internal rubber seal. This product has been designed to ensure a certain grade of protection to the tile and relative work load it may have to bear. The synthetic rubber insert efficiently compensates and absorbs flooring movements along with the covering material. **COFLEX CBL** is suitable to bear distributed weights and tensions. Select a joint with the height matching exactly the tile thickness, the joint must not rise above the level of covering surface but should be laid 0,5 ÷ 1 mm below the edge of the tiles.
Suggested flooring bays 16 – 25 m²
Illustrated scale dimension 1:1

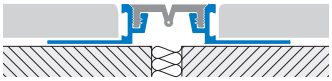

COFLEX CBL-AN* Aluminium + Synthetic Insert

The aluminium profile is generally advised for indoor laying jobs and in areas which are less subject to mechanical impact and stress.

Material: Extruded Natural Aluminium
Insert: Resinil + Resinflex
Colours of insert*: Cement Grey, Black
Length: 2,70 metres

H=mm	Insert Colour	Art.
8	23 / 51	CBL 80 AN
10	23 / 51	CBL 100 AN
12,5	23 / 51	CBL 125 AN
15	23 / 51	CBL 150 AN
20	23 / 51	CBL 200 AN

COFLEX CBL-ON* Brass + Synthetic Insert

Brass offers characteristics of high tolerance to mechanical impact and diluted chemical agents. Suitable for both indoor and outdoor applications conferring a pleasant appearance and a classic finish to the coverings.

Material: Extruded Natural Brass
Insert: Resinil + Resinflex
Colours of insert*: Cement Grey, Black
Length: 2,70 metres

H=mm	Insert Colour	Art.
8	23 / 51	CBL 80 ON
10	23 / 51	CBL 100 ON
12,5	23 / 51	CBL 125 ON
15	23 / 51	CBL 150 ON
20	23 / 51	CBL 200 ON

COFLEX CBI 20 P* Spare Synthetic Insert

Made of soft synthetic resin. In case it should look worn out over time just replace the insert with a slight leverage starting from the metal profile ends.

Material: Resinil + Resinflex
Colours of insert*: Cement Grey, Black
Length: 2,70 metres

Colour	Art.
23 = Cement Grey	CBI 20 P 23
51 = Black	CBI 20 P 51

technical expansion metal joint

coflex™ CK

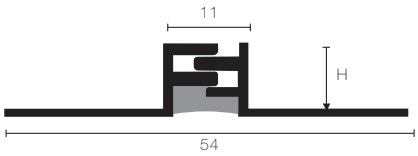

Technical sliding expansion joint in metal for thin bed applications. It ensures characteristics of high resistance to loads and good joint control over time, with a pleasant appearance .
Its two metal parts slide one into the other by ± 2 mm thus ensuring compensation of expansion and contraction movements of the adjacent floors.
Supplied ready assembled in a "neutral position" and kept in the right position by a linking elastic seal on its lower part.
Suggested flooring bays 16-25 m²
Illustrated scale dimension 1:1

COFLEX CK-ON Natural Brass

Brass offers characteristics of high tolerance to mechanical impact and chemical agents. Suitable for both indoor and outdoor applications conferring a pleasant appearance or classic finish to the coverings. Through contact with moisture or chemical agents, brass may oxidize on exposed surfaces. In this case it is sufficient to buff it with a conventional polisher to return to its original shine.

Material: Extruded Natural Brass
Length: 2,70 metres

H=mm	Material	Art.
10	Natural Brass	CK 100 ON
12,5	Natural Brass	CK 125 ON

COFLEX CK-AN Natural Aluminium

The aluminium profile is generally advised for indoor laying jobs and in areas which are less subject to mechanical impact.

Material: Extruded Natural Aluminium
Length: 2,70 metres

H=mm	Material	Art.
10	Natural Aluminium	CK 100 AN
12,5	Natural Aluminium	CK 125 AN

movement joint

coflex™ CKM

Technical sliding expansion joint in metal for deep bed applications. It ensures characteristics of high resistance to loads and good joint control over time, with a pleasant appearance.
Its two metal parts slide one into the other by ± 2 mm, thus ensuring compensation of expansion and contraction movements of the adjacent floors. Complete profile not assembled. The foam infill to be assembled only right before installation.

Illustrated scale dimension 1:1

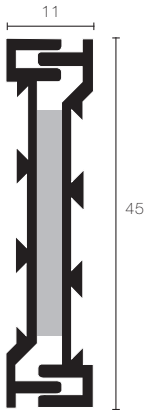

INSTALLATION:

- Assemble the two lateral metal sides with the provided spacing bi-adhesive foam right before installation
- Align and position the joint profile in the screed.
- Proceed with tiling as normal.
- Complete the covering installation job by levelling the joint profile down.
- Grout over the covering including the small gaps between the tiles and joint.

Suggested paving bay areas: 16-25 m²

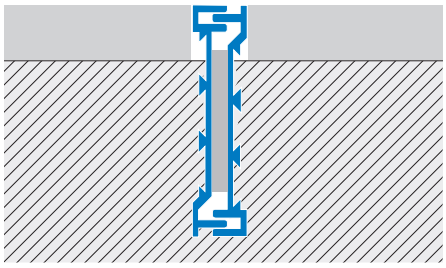



COFLEX CKM 450 ON Natural Brass

Brass features a high tolerance to mechanical impact and chemical agents, yet still maintaining an elegant top finish look. It is applicable for either indoor or outdoor jobs. Moreover, suitable for public work projects and leisure areas where more classic materials for paving are preferred.

Material: Extruded Natural Brass
Length: 2,70 metres

H=mm	Finish	Art.
45	Natural Brass	CKM 450 ON

COFLEX CKM 450 AN Natural Aluminium

Extruded aluminium profile, to convey a modern look to the paving job. For outdoors or environments subject to remarkable mechanical or chemical impacts we recommend to prefer the brass option.

Material: Extruded Natural Aluminium
Length: 2,70 metres

H=mm	Finish	Art.
45	Natural Aluminium	CKM 450 AN

cement screed or mortar bed separation joint

coflex™ CMB

This movement joint profile consists of a Resinil wide base flange which can be fitted under the mortar or screed bedding to subsequently host the synthetic resin co-extruded profile insert, with an extension piece for adaptation to the mortar bed height. Conceived to properly subdivide the screed, according to the minimum bays provided in the project and in correspondence of the cast-retakes. It works also as form-work, as its wide lateral flanges keeps it easily in the right position for cement casting.
Illustrated scale dimension 1:1

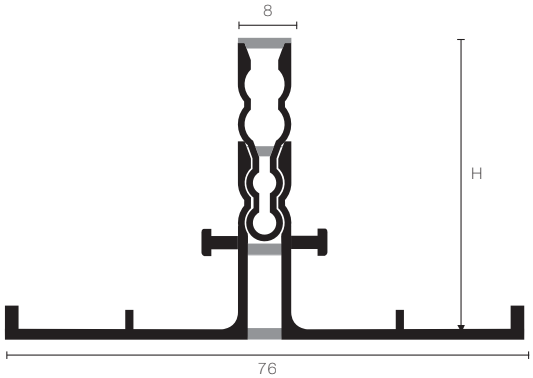

The lateral parts of the base module are in Resinil, while the linking insert is in softer synthetic resin Resinflex.
The system can be adapted to virtually any given height, thanks to the modular clip device and to the use of the available extensions, with a minimum 30 mm height and subsequent clicks at 15-20 mm height intervals.
In correspondence with screed-bed cuts and joints, it is always advisable to provide for an expansion joint also at floor level, such as a Coflex CA type, to prevent tensions accumulating on the surface along the underlying cut, with consequent cracking of the floor surfaces .

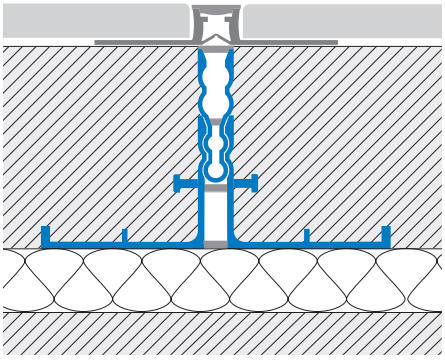



COFLEX CMB-P 23 Co-extruded Modular Synthetic Resin

The soft yet resistant plastic can withstand common chemical agents present during the work phase, with high tolerance to ageing and UV rays. The product always maintains its main characteristics of flexibility and resistance to bacteria and fungus. Suitable for both indoor and outdoor applications. It offers limited protection to the tiles edges.

Material: Resinflex + Resinil
Colour: Cement Grey
Length: 2,70 metres

Base, module CM and extension are available also separately.
For a description of Art. CM see page 129.
.

H=mm	Colour	Art.	
30	Cement Grey	CMB 300 P	Opened base
30	Cement Grey	CMB 300 P 23	Closed base
45	Cement Grey	CMB 450 P 23	Base + CM module
60	Cement Grey	CMB 600 P 23	Base + extension + CM

modular movement joint for screed and deep bed applications

coflex™ CM

COFLEX CM series is a modular system for deep bed installations which enables the realisation of movement joints whose height perfectly matches the thickness of the screed + the tile covering. It is composed of a synthetic resin co-extruded profile - the base module piece CM 300 P, with a visible section made of full-coloured softer resin material, and of a twin-profile CM 200 P open in its upper part, which works as the former clip extension piece.
Illustrated scale dimension 1:1

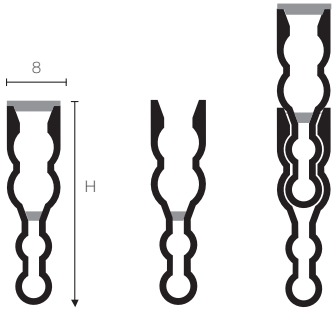

INSTALLATION:
- Align and position the joint profile in screed cut/joint so that it protrudes slightly above the screed level.
- Proceed with tiling as normal.
- Complete the covering installation job by levelling the joint profile down until its solidly imbedded and flush with the tile edge.
- Grout over the covering including the small gaps between the tiles and joint.

Typical project: retail shops, shopping centres, leisure areas such as Hotels, Gymnasiums.
Suggested flooring bays 16 m²

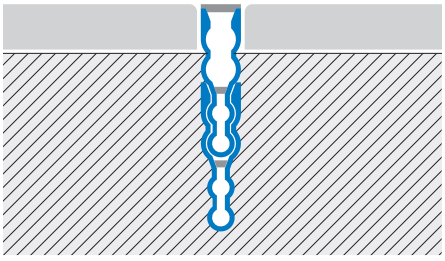

COFLEX CM-P* Co-extruded Modular Synthetic Resin

The soft plastic is resistant to most relevant chemicals encountered in tile applications, to weathering, ageing and UV rays. It will remain flexible and resistant to attack from fungus and bacteria. Suitable for internal and external use and maintenance free. It offers only a limited protection to the tiles edges. The system virtually allows one to adapt to any given screed height, thanks to the modular clip device with extensions. The extension rises the joint height by 20 mm with the first click and by 15 mm with the second one.

Material: Resinflex + Resinil
Colours: 3 colours available
Length: 2,70 metres

H=mm	Colour	Art.
30	Cement Grey	CM 300 P 23
30	Black	CM 300 P 51
30	Red klinker	CM 300 P 61

H=mm	Description	Art.
15 ÷ 20	modular extension	CM 200 P

movement joint for screed and deep bed applications

coflex™ CF

Synthetic material movement joint designed to subdivide a tiled bay area into smaller sections. This joint is solely recommended for pedestrian transit as it offers limited protection to the tiles edges. Conceived to compensate only slight compression and sliding movements at the screed-substrate level.
Illustrated scale dimension 1:1

INSTALLATION:
- Align and position the joint profile in screed cut/joint so that it protrudes slightly above the screed level.
- Proceed with tiling as normal.
- Complete the covering installation job by levelling the joint profile down until its solidly imbedded and flush with the tile edge.
- Grout over the covering including the small gaps between the tiles and joint.

Typical project: retail shops, shopping centres, leisure areas such as Hotels, Gymnasiums.
Suggested flooring bays 16 m²

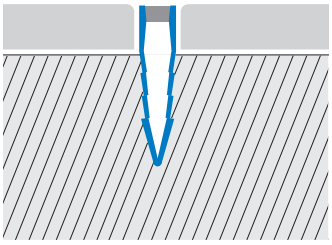

+1 / -1

COFLEX CF-P* Co-Extruded Synthetic Resin

PVC profile with fair tolerance against main diluted chemical agents present in detergents. Applicable both indoors and outdoors.

Material: PVC
Length: 2,70 metres

H=mm	Colour	Art.
23	Grey + transparent infill	CF 230 P 10
35	Grey + transparent infill	CF 350 P 10
45	Grey + transparent infill	CF 450 P 10

H=mm	Colour	Art.
23	Grey + Cement Grey infill	CF 230 P 23
35	Grey + Cement Grey infill	CF 350 P 23
45	Grey + Cement Grey infill	CF 450 P 23

modular movement joint

coflex™ CD

Synthetic material movement joint designed to subdivide a tiled bay area into smaller sections. The layer may utilize one or more connecting extension pieces so as to match higher mortar bedding. This joint is recommended solely for pedestrian transit as it offers limited protection to the tile edges.
Conceived to compensate only slight compression and sliding movements at the screed-substrate level.
Illustrated scale dimension 1:1

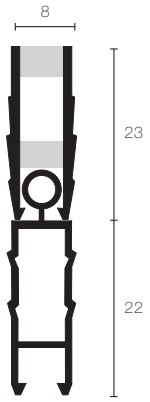

INSTALLATION:

- Align and position the joint profile in screed cut/joint so that it protrudes slightly above the screed level.
- Proceed with tiling as normal.
- Complete the covering installation job by levelling the joint profile down until its solidly imbedded and flush with the tile edge.
- Grout over the covering including the small gaps between the tiles and joint.

Typical project: retail shops, shopping centres, leisure areas such as Hotels, Gymnasiums.
Suggested flooring bays 16 m²

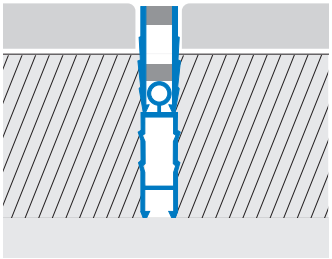

COFLEX CD-P* Co-Extruded Synthetic Resin

PVC profile with fair tolerance against main diluted chemical agents present in detergents. Applicable both indoors and outdoors.
Upon request, grey mid section insert available: Code P 23.

Material: PVC
Length: 2,70 metres

H=mm	Colour	Art.
23	Grey + transparent	CD 230 P 10
22	extension	CD 220 P

movement joint
suitable for grinding

coflex™ CTM

Twin metal plate - grindable infill expansion joint, specifically conceived for terrazzo floor laying, marble, granite, limestone covering jobs necessitating sanding, grinding and/or polishing finish treatments on site, which must necessarily be borne easily by the joints as well.
Suggested flooring bays 16 m²
Illustrated scale dimension 1:1

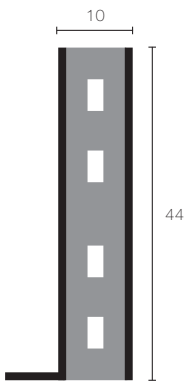

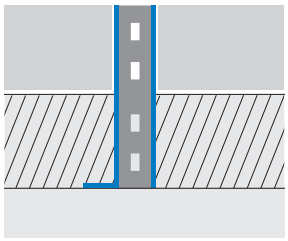

COFLEX CTM-ON* Natural Brass + EPDM

Brass features a good resistance to mechanical impacts and to diluted chemicals yet still maintaining an elegant top finish look. It is applicable for either indoor or outdoor jobs.

Material: Natural Brass
Insert: EPDM
Length: 2,70 metres

H=mm	Colour	Art.
44	Black	CTM 440 ON 51

COFLEX CTM-IL* Polished Stainless Steel AISI 304 - DIN 1.4301 + EPDM

The stainless steel version is particularly suitable for hospital sector and food processing areas for it guarantees a higher tolerance to diluted chemical agents. Good mechanical resistance. It is applicable for either indoor or outdoor jobs.

Material: Polished Stainless Steel AISI 304
Insert: EPDM
Length: 2,70 metres

H=mm	Colour	Art.
44	Black	CTM 440 IL 51

On request available whit insert colour Cement Grey 23 and Beige 32.

cove base corner joint

coflex™ CR

COFLEX CR is expressly conceived to perimeter joint wall/floor coverings supplying sufficient elasticity for the expansion and meeting the cove base hygienic corner cleanliness requirements. It also serves as a sound breaker of the covered surfaces so that trampling of foot steps is not transmitted to the adjacent walls.

COFLEX CR consists of a main curved co-extruded hard/soft combination module Art. CR 16 with Art. series KJ inserts which slide into CR 16 tracks allowing it to adapt to any covering height and providing a perfect anchoring to the tiled covering. Patented system.

Illustrated scale dimension 1:1

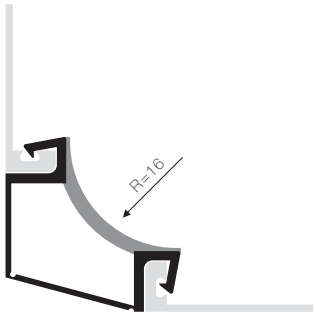

The modular combination system called "Clip System" allows one to match all possible tile thicknesses still with the same base mudule, thus resulting in both a time saver and actual material saved. The KJ – Kerajolly profile functions as the perforated side flanges for the laying so to adapt to the different heights of the tiles for wall and floor coverings (e.g. floor height 12,5 mm - wall covering height 8 mm). KERAJOLLY small off-cuts can also be utilized for this purpose. E.g. of COFLEX assembly for installation: if the thickness of a tile is of 10 mm, utilize the KERAJOLLY KJ 8 mm height profile (page 101) as the combination with the CR base module raises the height by 2 mm matching it then to the 10 mm tile thickness.

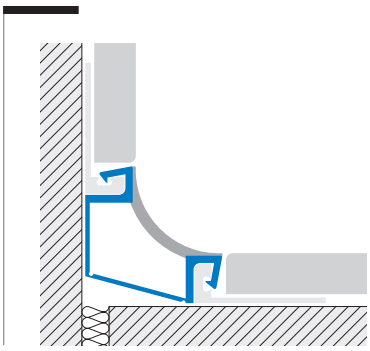

COFLEX CR 16 P* Co-Extruded Synthetic Resin

Main frame co-extruded profile with soft internal cove supplied in different colours. The profile flange inserts are supplied separately as the specific required height needs to be provided.

Material: Resinflex + Resinil
Internal cove radius: 16 mm
Length: 2,70 metres

H=mm	Colour	Art.
modular	Pure white	CR 16 P 11
modular	Cement grey	CR 16 P 23
modular	Dark beige	CR 16 P 32

COFLEX CR Jointing and Derivation Pieces

End caps, internal jointing corner pieces, external and tri-axis jointing pieces. These special pieces help the layer finish off the perimeter laying for two way and three way connections in a most precise and appropriate manner.

Material: Polypropylene

Description	Art.
Inner corner	CRI + colour
Outer corner	CRE + colour
Three way junction	CRT + colour
Endplug	CRF + colour

structural joint

jointec™ GE

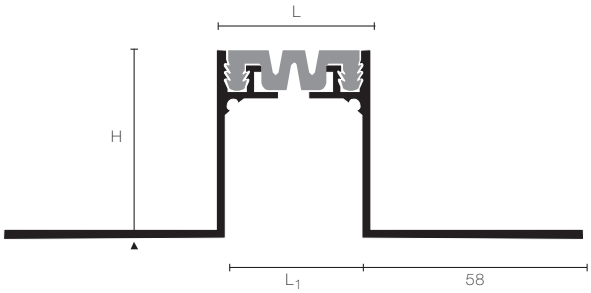

Aluminium body structural expansion joints with synthetic rubber insert. Designed to bear structural movements of large sized buildings or compounds of buildings. They are installed over the spaces existing between two semi-detached parts of a building of smaller entity or between different beam bays. They can connect and close these inter-spaces adjusting themselves up-wards, downwards and even transversally, according to the shrinkage-settlement movements of the whole building, either cyclic or permanent. Within the flooring bays frame created with the structural joints, a further surface subdivision with a suitable pattern of movement / expansion joints should be always provided for.
See relevant indications on page 205.
Illustrated scale dimension 1:2

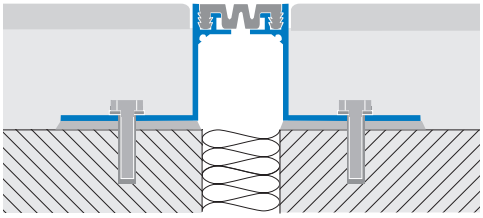

JOINTEC GE-AN* Natural Aluminium 44 mm width - gap 38 mm

Extruded aluminium profile. Good mechanical and chemical resistance over time. For outdoor utilization the similar joint type Jointec GM in brass is advisable.
Highly elastic 37 mm wide synthetic rubber insert.

Standard version or smooth version available on request. (p. 159)

Material: Extruded Natural Aluminium
Insert: Resinprene
Colours of insert*: Black (suggested), Cement Grey
Length: 4,00 metres

H=mm	L=mm	L_1=mm	Finish	Art.
20	44	38	Aluminium + insert	GE 200 AN 51/23*
50	44	38	Aluminium + insert	GE 500 AN 51/23*

* "S" for the version with the smooth insert

JOINTEC GEL-AN* Natural Aluminium 54 mm width - gap 48 mm

Extruded aluminium profile. Good mechanical and chemical resistance over time. For outdoor utilization the similar joint type Jointec GM in brass is advisable.
Highly elastic 47 mm wide synthetic rubber insert.

Material: Extruded Natural Aluminium
Insert: Resinprene
Colours of insert*: Black (suggested), Cement Grey
Length: 4,00 metres

H=mm	L=mm	L_1=mm	Finish	Art.
20	54	48	Aluminium + insert	GEL 200 AN 51/23
50	54	48	Aluminium + insert	GEL 500 AN 51/23

structural joint

jointec™ GR

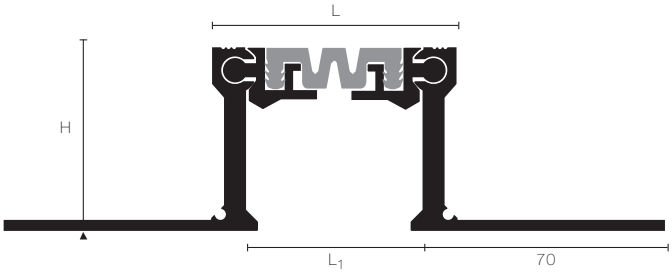

Aluminium body structural expansion joints with a pivotal movement between the metal flanges and a synthetic rubber insert. Designed to bear structural movements of large sized buildings or compounds of buildings. They are installed over the spaces existing between two semi-detached parts of a building of smaller entity or between different beam bays. They can connect and close these inter-spaces adjusting themselves up-wards, downwards and even transversally, according to the shrinkage-settlement movements of the whole building, either cyclic or permanent. Within the flooring bays frame created with the structural joints, a further surface subdivision with a suitable pattern of movement / expansion joints should be always provided for.
See relevant indications on page 221.
Illustrated scale dimension 1:2

INSTALLATION:
- Position the metal insert into the lateral flanges.
- Slip the rubber infill into the metal insert before aligning the expansion joint in site.
- It is advisable to protect the rubber with some adhesive tape to avoid any cement spot.
- Fasten the lateral flanges into the substrate with suitable fixing plugs (7 every linear meter, i.e. one every 30 cm, proceeding parallel on the two sides).
- Lay then the screed over the structural joint flanges and tile as normal.

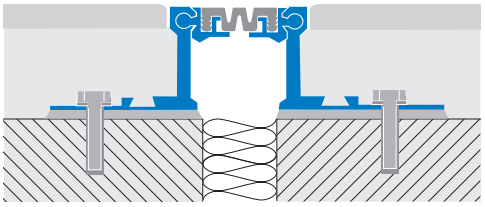



JOINTEC GR-AN* Natural Aluminium 68 mm width - gap 46 mm

Extruded aluminium profile. Good mechanical and chemical resistance over time. For outdoor utilization the similar joint type Jointec GM in brass is advisable. Highly elastic 37 mm wide synthetic rubber insert.

Material: Extruded Natural Aluminium
Insert: Resinprene
Standard version or smooth version available on request. (p. 159)
Colours of insert*: Black (suggested), Cement Grey
Length: 4,00 metres

H=mm	L=mm	L_1=mm	Finish	Art.
20	68	46	Aluminium + insert	GR 200 AN 51/23*
50	68	46	Aluminium + insert	GR 500 AN 51/23*
70	68	46	Aluminium + insert	GR 700 AN 51/23*

* "S" for the version with the smooth insert

JOINTEC GRL-AN* Natural Aluminium 78 mm width - gap 56 mm

Extruded aluminium profile. Good mechanical and chemical resistance over time. For outdoor utilization the similar joint type Jointec GM in brass is advisable.
Highly elastic 47 mm wide synthetic rubber insert.

Material: Extruded Natural Aluminium
Insert: Resinprene
Colours of insert*: Black (suggested), Cement Grey
Length: 4,00 metres

H=mm	L=mm	L_1=mm	Finish	Art.
20	78	56	Aluminium + insert	GRL 200 AN 51/23
50	78	56	Aluminium + insert	GRL 500 AN 51/23
70	78	56	Aluminium + insert	GRL 700 AN 51/23

high performance
structural joint

jointec™ GRM

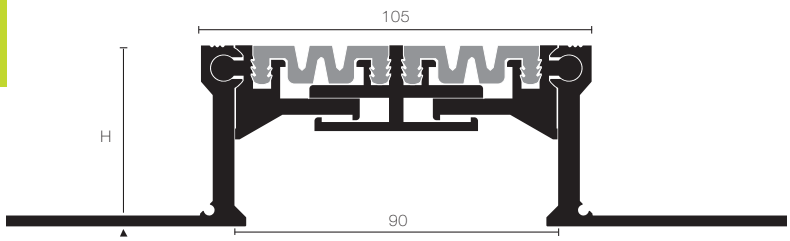

Aluminium body structural expansion joints with a pivotal movement between the metal flanges and a synthetic rubber insert. Designed to bear structural movements of large sized buildings or compounds of buildings. They are installed over the spaces existing between two semi-detached parts of a building of smaller entity or between different beam bays. They can connect and close these interspaces adjusting themselves up-wards, downwards and even transversally, according to the shrinkage-settlement movements of the whole building, either cyclic or permanent. Within the flooring bays frame created with the structural joints, a further surface subdivision with a suitable pattern of movement / expansion joints should be always provided for.
See relevant indications on page 221.
Illustrated scale dimension 1:2

INSTALLATION:
- Position the metal insert into the lateral flanges.
- Slip the rubber infill into the metal insert before aligning the expansion joint in site.
- It is advisable to protect the rubber with some adhesive tape to avoid any cement spot.
- Fasten the lateral flanges into the substrate with suitable fixing plugs (7 every linear meter, i.e. one every 30 cm, proceeding parallel on the two sides).
- Lay then the screed over the structural joint flanges and tile as normal.

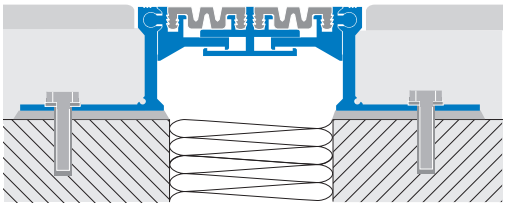



JOINTEC GRM-AN* Natural Aluminium 105 mm width - gap 90 mm

Extruded aluminium profile. Good mechanical and chemical resistance over time. For outdoor utilization the similar joint type Jointec GM in brass is advisable.
Highly elastic 37 mm wide synthetic rubber insert.

Material: Extruded Natural Aluminium
Insert: Resinprene
Standard version or smooth version available on request, (p. 159).
Colours of insert*: Black (suggested), Cement Grey
Length: 4,00 metres

H=mm	L=mm	L_1=mm	Finish	Art.
50	105	90	Alumium + insert	GRM 500 AN 51/23*
70	105	90	Alumium + insert	GRM 700 AN 51/23*

* "S" for the version with the smooth insert

modular structural joint

jointec™ GM

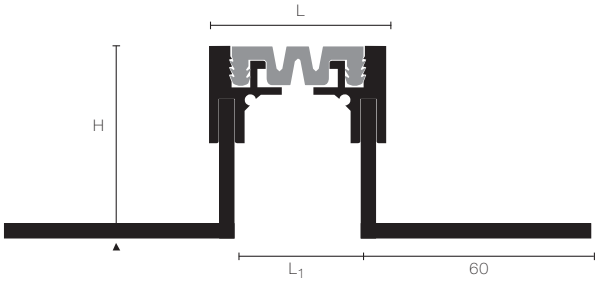

Modular structural joint adjustable to different heights with visible upper part in either brass or aluminium and lower module in aluminium. Designed to bear structural movements of large sized buildings. They are installed over the spaces existing between two semi-detached parts of a building of smaller entity or between different beam bays. They can connect and close these inter-spaces adjusting themselves up-wards, downwards and even transversally, according to the shrinkage-settlement movements of the building, either cyclic or permanent. Within the flooring bays frame created with the structural joints, a further surface subdivision with a suitable pattern of movement joints should be always provided for. See relevant indications on page 221. Illustrated scale dimension 1:2

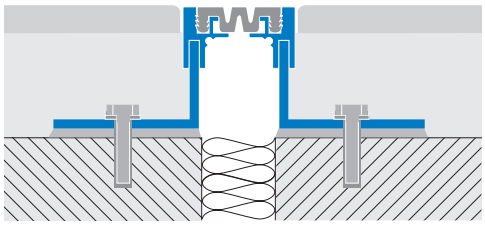



+7 / -7 | +3 / -3 | Kg 4000

JOINTEC GM/GML-ON* Natural Brass 50 and 60 mm width

Extruded profile joint with visible top part in brass and inferior part in aluminium. High resistance to chemical agents and mechanical impact over time. Suitable for both indoor and outdoor laying. Highly elastic 37 or 47 mm wide synthetic rubber insert. Out-of-standard heights can be supplied on request thanks to the system modularity.

Material: Extruded Natural Brass
Insert: Resinprene -
Standard version or smooth version available on request, (p. 159).

Colours of insert*: Black, Cement Grey
Length: 3,00 metres

+7 / -7 | +3 / -3 | Kg 4000

JOINTEC GM/GML-AN* Natural Aluminium 50 - 60 mm width

Extruded profile joint entirely in aluminium. Good resistance to chemical agents and mechanical impact over time. Highly elastic 37 or 47 mm wide synthetic rubber insert. Out-of-standard heights can be supplied on request thanks to the system modularity.

Material: Extruded Natural Aluminium
Insert: Resinprene
Standard version or smooth version available on request, (p. 159).

Colours of insert*: Black, Cement Grey
Length: 3,00 metres

+7 / -7 | +3 / -3 | Kg 4000

JOINTEC GM/GML-IL* Stainless Steel finish width 50 - 60 mm

Aluminium profiles with a stainless steel covered aluminium structure for improved aesthetics, durability and increased resistance to most diluted chemical products. The profile is not perfectly corresponding with the above section.

Material: Extruded Natural Aluminium + Polished Stainless Steel AISI 304
Insert: Resinprene
Standard version or smooth version available on request, (p. 159).

Colours of insert*: Black (suggested), Cement Grey
Length: 2,70 metres

H=mm	L=mm	L_1=mm	Finish	Art.
35	50	38	Brass + insert	GM 350 ON 51/23*
50	50	38	Brass + insert	GM 500 ON 51/23*
75	50	38	Brass + insert	GM 750 ON 51/23*

H=mm	L=mm	L_1=mm	Finish	Art.
35	60	48	Brass + insert	GML 350 ON 51/23
50	60	48	Brass + insert	GML 500 ON 51/23
75	60	48	Brass + insert	GML 750 ON 51/23

H=mm	L=mm	L_1=mm	Finish	Art.
35	50	38	Aluminium + insert	GM 350 AN 51/23*
50	50	38	Aluminium + insert	GM 500 AN 51/23*
75	50	38	Aluminium + insert	GM 750 AN 51/23*

H=mm	L=mm	L_1=mm	Finish	Art.
35	60	48	Aluminium + insert	GML 350 AN 51/23
50	60	48	Aluminium + insert	GML 500 AN 51/23
75	60	48	Aluminium + insert	GML 750 AN 51/23

H=mm	L=mm	L_1=mm	Finish	Art.
35	50	38	Stainless Steel + insert	GM 350 IL 51/23*
50	50	38	Stainless Steel + insert	GM 500 IL 51/23*
75	50	38	Stainless Steel + insert	GM 750 IL 51/23*

H=mm	L=mm	L_1=mm	Finish	Art.
35	60	48	Stainless Steel + insert	GML 350 IL 51/23
50	60	48	Stainless Steel + insert	GML 500 IL 51/23
75	60	48	Stainless Steel + insert	GML 750 IL 51/23

* "S" for the version with the smooth insert

structural joint
entirely in aluminium

jointec™ GAL

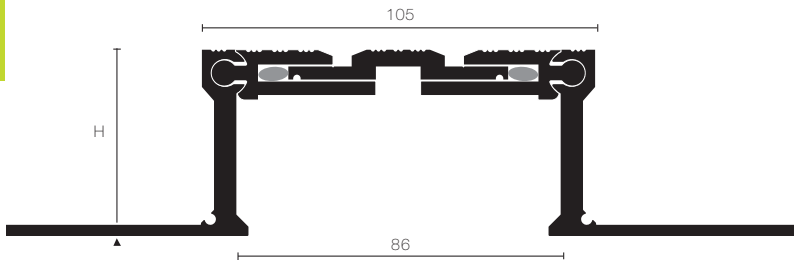

Sliding structural expansion joint entirely realised in aluminium. Designed to bear structural movements of large sized buildings or compounds of buildings.
They are installed over the spaces existing between two semi-detached parts of a building of smaller entity or between different beam bays. They can connect and close these inter-spaces adjusting themselves up-wards, downwards and even transversally, according to the shrinkage-settlement movements of the whole building, either cyclic or permanent.

Within the flooring bays frame created with the structural joints, a further surface subdivision with a suitable pattern of movement / expansion joints should be always provided for. See relevant indications on page 221.
Illustrated scale dimension 1:2

INSTALLATION:
- assemble the joint inserting the three horizontal components within the two lateral flanges
- Align properly the expansion joint using the provided pre-alignment bracket touching the flanges (point 0).
- Fasten the lateral flanges into the substrate with suitable fixing plugs (7 each linear meter, i.e. one every 30 cm, proceeding parallel on the two sides).
- Lay then the screed over the structural joint flanges and tile as normal.

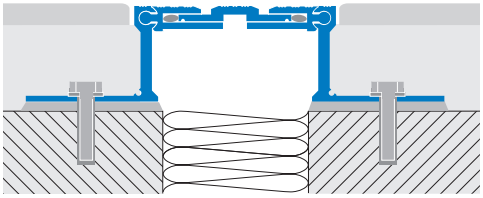

JOINTEC GAL-AN Natural Aluminium 105 mm width - gap 86 mm

Extruded aluminium profile. Good mechanical and chemical resistance over time. For outdoor utilization the similar joint type Jointec GM in brass is advisable.

Material: Extruded Natural Aluminium
Length: 4,00 metres

H=mm	L=mm	L_1=mm	Finish	Art.
20	105	86	Natural Aluminium	GAL 200 AN
50	105	86	Natural Aluminium	GAL 500 AN
70	105	86	Natural Aluminium	GAL 700 AN

structural joint
entirely in aluminium

jointec™ GA

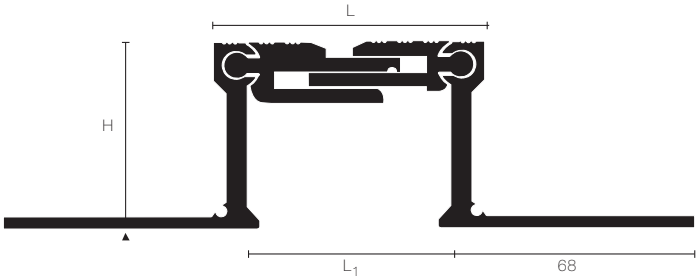

Sliding structural expansion joint entirely realised in aluminium. Designed to bear structural movements of large sized buildings or compounds of buildings. They are installed over the spaces existing between two semi-detached parts of a building of smaller entity or between different beam bays. They can connect and close these inter-spaces adjusting themselves up-wards, downwards and even transversally, according to the shrinkage-settlement movements of the whole building, either cyclic or permanent. Within the flooring bays frame created with the structural joints, a further surface subdivision with a suitable pattern of movement / expansion joints should be always provided for. See relevant indications on page 221. Illustrated scale dimension 1:2

INSTALLATION:

- assemble the joint inserting the two horizontal components within the two lateral flanges
- Align properly the expansion joint using the provided pre-alignment bracket touching the flanges (point 0).
- Fasten the lateral flanges into the substrate with suitable fixing plugs (7 each linear meter, i.e. one every 30 cm, proceeding parallel on the two sides).
- Lay then the screed over the structural joint flanges and tile as normal.

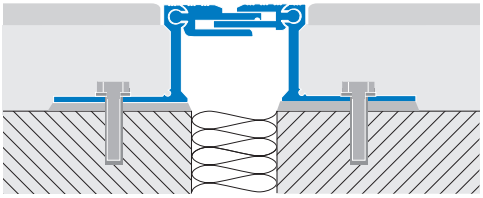

JOINTEC GA-AN Natural Aluminium 74 mm width - gap 54 mm

Extruded aluminium profile. Good mechanical and chemical resistance over time. For outdoor utilization the similar joint type Jointec GM in brass is advisable.

Material: Extruded Natural Aluminium
Length: 4,00 metres

H=mm	L=mm	L_1=mm	Finish	Art.
20	74	54	Natural Aluminium	GA 200 AN
50	74	54	Natural Aluminium	GA 500 AN
70	74	54	Natural Aluminium	GA 700 AN

carriageable structural, anti seismic expansion joint

jointec™ GH

Structural joints entirely made of aluminium. Jointec GH is a joint suitable for truck and fork-lift high passage in civil and industrial use. Designed to bear structural movements of large sized buildings or compounds of buildings. To be installed on pre-existing surfaces, also vertically, over the spaces existing between two semi-detached parts of a building of smaller entity or between different beam bays. They can connect and close these interspaces adjusting themselves up-wards, downwards and even transversely, according to the shrinkage-settlement movements of the whole building, either cyclic or permanent. Within the bay frame created with the structural joints, a furthersurface subdivision with a suitable pattern of movement / expansion joints should be always provided for.
Detailed mounting instructions can be supplied on request.
Illustrated scale dimension: 1:4

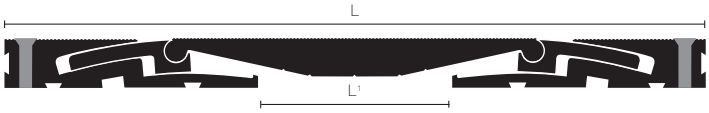

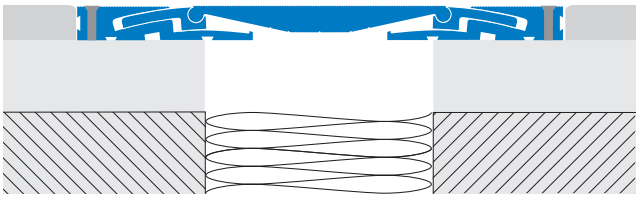



JOINTEC GH - AN Natural Aluminium height 20 mm

Extruded aluminium profile. Good mechanical and chemical resistance over time. For outdoor utilization the similar joint type Jointec GM in brass or stainless steel is advisable.

Material: Natural Extruded Aluminium
Length: 3,00 metres

L¹=mm	L=mm	Finish	Art.
100	305	Aluminium	GH 1000 AN
150	360	Aluminium	GH 1500 AN
200	410	Aluminium	GH 2000 AN

waterproof structural, seismic joint

jointec™ GW

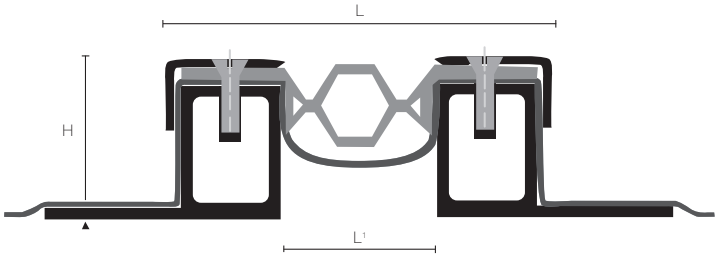

Jointec GW waterproof structural expansion joint. The structure is manufactured with solid high carbon steel, anti-vibrating rubber, suitable for forklift passage, even small wheeled, stabilized rubber insert, waterproofing membrane to be hot joined flush and smooth to the waterproofing layer, with no tensions or shearing stress. In case of damage the insert can be replaces without ruining the additional waterproofing layer. Suitable for all types of flooring. Application areas: parkings and garages even underground, all industrial areas.
Detailed mounting instructions can be supplied on request.

Illustrated scale dimension 1:4



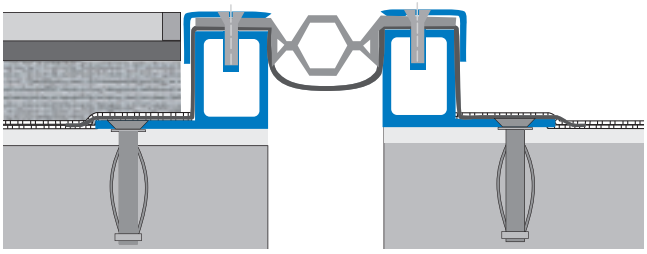

JOINTEC GW - IN Stainless steel width 135 mm - gap 80 mm

Profiles with solid steel structure covered by stainless steel AISI 304. Good aesthetic quality and resistance to main diluted chemical resistance.

Material: Stainless Steel
Insert: Resinprene + Wolfin waterproof membrane
Length: 3,00 m.

H=mm	L=mm	L¹=mm	Finish	Art.
54	135	80	Stainless Steel + Insert	GW 540 IN 51
64	135	80	Stainless Steel + Insert	GW 640 IN 51
94	135	80	Stainless Steel + Insert	GW 940 IN 51

seismic expansion joint

jointec™ GS

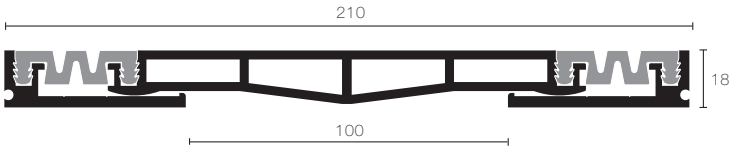

Modular high width structural joints as provided by standards for seismic risk areas. The remarkable width to cover reduces their load resistance, they are nevertheless suitable for pedestrian and small trolleys passage, like stretchers or supermarket trolleys.

They are installed over the spaces existing between two semidetached parts of a building of smaller entity or between different beam bays. They can connect and close these inter-spaces adjusting themselves up-wards, downwards and even transversally, according to the shrinkage-settlement movements of the whole building, either cyclic or permanent.

INSTALLATION:

- Insert into the substrate, through the holes under the rubber, the suitable fixing plugs (7 each linear meter, i.e. one every 30 cm, proceeding parallel on the two sides).



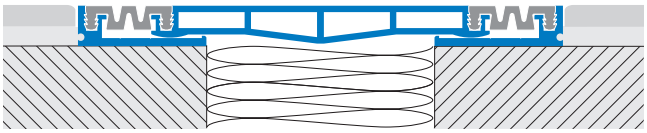

JOINTEC GS 1000 AN* Natural Aluminium gap width 100 mm

Extruded aluminium profile. Good mechanical and chemical resistance over time. Highly elastic double synthetic rubber insert of 37 mm.
Standard version or smooth version available on request, (p. 159).

Material: Extruded Natural Aluminium
Insert : Resinprene
Insert colours: Black (suggested), Cement Grey
Length: 4,00 metres

H=mm	L=mm	L_1=mm	Finish	Art.
18	210	100	Natural Aluminium	GS 1000 AN 51/23*

* "S" for the version with the smooth insert

modular corner structural joints and joint covers

jointec™ P

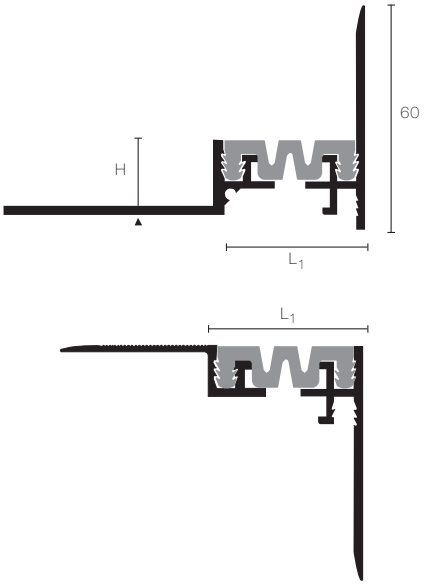

The structural joints series JOINTEC GE, GM and GD are all transformable into wall-to-floor corner joints for perimeter applications. **JOINTEC P** is a multipurpose lateral anchorage aluminium profile, which can be used either upwards, to be fixed on the wall, or downwards, hidden in the perimeter floor joint.
Illustrated scale dimension 1:2

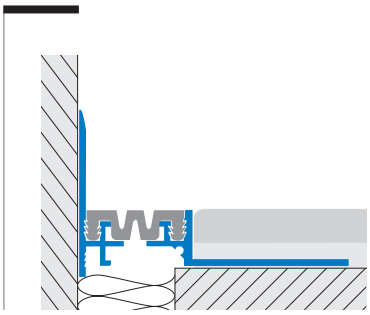

+7 / -6 +2 / -2

JOINTEC GEP/GELP Natural Aluminium gap width 40/50 mm

Perimeter version of the structural joints series GE/GEL , with rubber insert in either 37 or 47 mm width.
Material: Extruded Natural Aluminium
Insert: Resinprene
Standard version or smooth version available on request, (p. 159).
Colours of insert*: Black (suggested), Cement Grey
Length: 4,00 metres

+7 / -6 +2 / -2

H=mm	L_1=mm	Finish	Art.
20	40	Alum. + insert	GEP 200 AN 51/23*
50	40	Alum. + insert	GEP 500 AN 51/23*
20	50	Alum. + insert	GELP 200 AN 51/23
50	50	Alum. + insert	GELP 500 AN 51/23

JOINTEC GMP/GMLP Natural Aluminium gap width 40/50 mm

Perimeter version of the structural joints series GM/GML, with rubber insert in either 37 or 47 mm width.
Material: Extruded Natural Aluminium
Insert: Resinprene
Standard version or smooth version available on request, (p. 159).
Colours of insert*: Black (suggested), Cement Grey
Length: 3,00 metres

+7 / -6 +2 / -2

H=mm	L_1=mm	Finish	Art.
35	40	Alum. + insert	GMP 350 AN 51 / 23*
50	50	Alum. + insert	GMP 500 AN 51 / 23*
75	40	Alum. + insert	GMP 750 AN 51 / 23*
35	50	Alum. + insert	GMLP 350 AN 51 / 23
50	50	Alum. + insert	GMLP 500 AN 51 / 23
75	50	Alum. + insert	GMLP 750 AN 51 / 23

JOINTEC GDP/GDLP Natural Aluminium gap width 43/53 mm

Perimeter version of the structural joint series GD/GDL, with rubber insert in either 37 to 47 mm width.
Material: Extruded Natural Aluminium
Insert: Resinprene
Standard version or smooth version available on request, (p. 159).
Colours of insert*: Black (suggested), Cement Grey - Length: 4,00 metres

H=mm	L_1=mm	Finish	Art.
12	43	Alum. + insert	GDP 400 AN 51/23*
12	53	Alum. + insert	GDLP 500 AN 51/23

* "S" for the version with the smooth insert

technical expansion joint cover

jointec™ GD

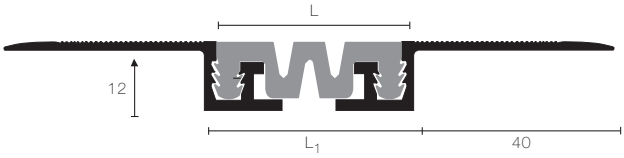

Aluminium body structural expansion joint with synthetic rubber insert. Designed to bear structural movements of large sized buildings or compounds of buildings. To be installed on pre-existing surfaces, also vertically, over the spaces existing between two semi-detached parts of a building of smaller entity or between different beam bays. They can connect and close these inter-spaces adjusting themselves up-wards, downwards and even transversely, according to the shrinkage-settlement movements of the whole building, either cyclic or permanent.
Within the bay frame created with the structural joints, a further surface subdivision with a suitable pattern of movement / expansion joints should be always provided for.
See relevant indications on page 205.
Illustrated scale dimension 1:1,5

INSTALLATION:
- Slip the rubber infill into the metal insert before aligning the expansion joint in site.
- It is advisable to protect the rubber with some adhesive tape to avoid any cement spot.
- Fasten the lateral flanges by utilizing:

a) screws and dowels (1 every 18 cm proceeding parallel along the two sides).
b) with a Bi-component epoxy adhesive glue.

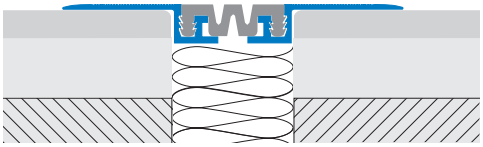



+7 / -6 +2 / -2

JOINTEC GD 400 AN* Natural Aluminium gap 40 mm width

Extruded aluminium profile. Good resistance to chemical agents and mechanical impacts over time. Highly elastic 37 mm wide synthetic rubber insert.

Material: Extruded Natural Aluminium
Insert: Resinprene
Standard version or smooth version available on request, (p. 159).
Colours of insert*: Black, Cement Grey
Length: 4,00 metres

+8 / -7 +2 / -2

H=mm	L=mm	L_1=mm	Finish	Art.
12	37	40	Aluminium + insert	GD 400 AN 51/23*

* "S" for the version with the smooth insert

JOINTEC GDL 500 AN* Natural Aluminium gap 50 mm width

Extruded aluminium profile. Good resistance to chemical agents and mechanical impacts over time. Highly elastic 47 mm wide synthetic rubber insert.

Material: Extruded Natural Aluminium
Insert: Resinprene
Colours of insert*: Black (suggested), Cement Grey
Length: 4,00 metres

H=mm	L=mm	L_1=mm	Finish	Art.
12	47	50	Aluminium + insert	GDL 500 AN 51/23

high performance technical expansion joint cover

jointec™ GDM

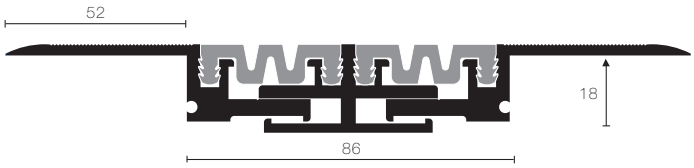

Aluminium body structural expansion joint with synthetic rubber insert. Designed to bear structural movements of large sized buildings or compounds of buildings. To be installed on pre-existing surfaces, also vertically, over the spaces existing between two semi-detached parts of a building of smaller entity or between different beam bays. They can connect and close these interspaces adjusting themselves up-wards, downwards and even transversely, according to the shrinkage-settlement movements of the whole building, either cyclic or permanent.
Within the bay frame created with the structural joints, a further surface subdivision with a suitable pattern of movement / expansion joints should be always provided for.
See relevant indications on page 205.
Illustrated scale dimension 1:2

INSTALLATION:
- Slip the rubber infill into the metal insert before aligning the expansion joint in site.
- It is advisable to protect the rubber with some adhesive tape to avoid any cement spot.
- Fasten the lateral flanges by utilizing:

a) screws and dowels (1 every 18 cm proceeding parallel along the two sides).
b) with a Bi-component epoxy adhesive glue.

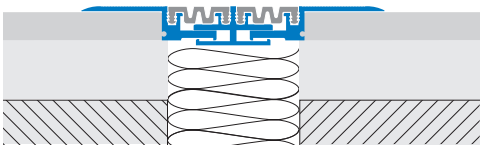



+12/-12 +2/-2

JOINTEC GDM 860 AN* Natural Aluminium gap 86 mm width

Extruded aluminium profile. Good resistance to chemical agents and mechanical impacts over time. Highly elastic 37 mm wide synthetic rubber insert.

Material: Extruded Natural Aluminium
Insert: Resinprene
Standard version or smooth version available on request, (p. 159).
Colours of insert: Black (suggested), Cement Grey
Length: 4,00 metres

H=mm	L_1=mm	Finish	Art.
18	86	Aluminium + black insert	GDM 860 AN 51*
18	86	Aluminium + grey insert	GDM 860 AN 23*

* "S" for the version with the smooth insert

modular expansion joint cover

copritec™ CPM

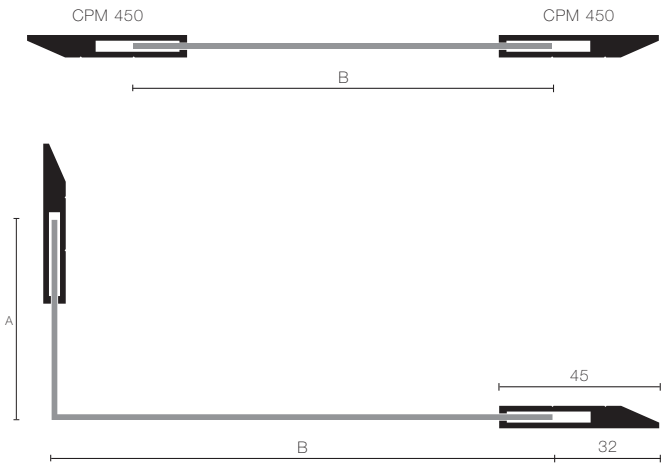

Modular expansion joint covers, custom-made according to the required widths. Particularly suitable as expansion joint covers for walls or ceilings, supplied both in the flat and in the corner version. This profile consists of two lateral elements which work both as fixing system, with screws and dowels, and as restraining and movement devices for the aluminium profile, which is custom-made according to the required width. Supplied in Silver anodised aluminium. Patented system. Illustrated scale dimension 1:2

INSTALLATION:

- Place the custom-made profile plate within the fixing modules leaving the necessary space for dilatation.
- Fix the lateral profiles at the required width, as per reported drawing, with screws and dowels or using a suitable adhesive.
- It is advisable to put a small quantity of silicone in the fixing modules before inserting the plate.

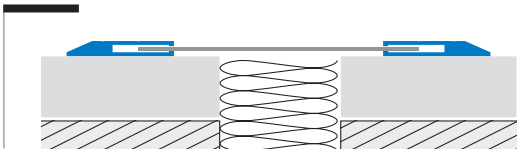



COPRITEC CPM 450 AS Silver Anodised Aluminium

Silver anodised aluminium fixing strips designed to hold the system firmly to the substrate while allowing movement in the cover plate.

Material: Extruded Anodised aluminium
Colour: Silver
Length: 2,70 metres

B=mm	Finish	Art.
45	Aluminium Silver	CPM 450 AS

COPRITEC CPM* AS Cover plate in Silver Anodised Aluminium

The cover plate is custom-made to customer requirements.
To calculate the size of the cover plate allow 8 mm of expansion within each of the fixing strips (CPM 450 AS) and consider the dimension of 32 mm specified in the drawing as starting "0" point. The cover plate can be supplied flat (B dimension only) or as an "L" shape (A & B dimensions required).

Material: Laminated Anodised aluminium
Colour: Silver
Length: 2,70 metres

mm	Finish	Art.
B	Aluminium Silver flat	CPML/AS
A x B	Aluminium Silver corner	CPMP/AS

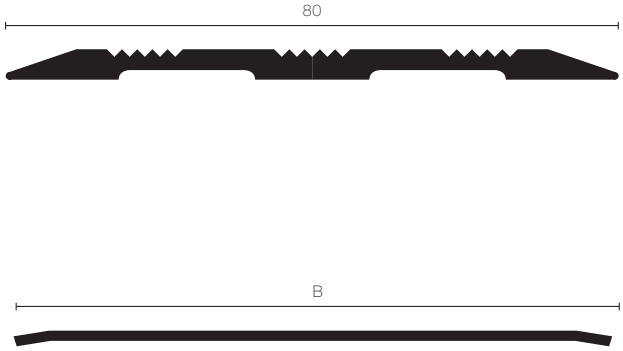

copritec™ CP

In industrial and commercial flooring, in the large continuous beam bays, and wherever two different bearing structures are linked together, a separation joint cover is often required, to allow linear expansion movements of neighbouring materials. This profile is supplied self-adhesive, with a special adhesive glue which ensures remarkable movements absorption. For screw-and-dowel installation it is advisable to fix the profile to one of the two structures drilling it along the length only on one side, leaving the other side free for the slip and expansion movements.
This profile is also suitable for bumper guards for stretchers in hospitals or as wall protection in schools and offices.
Illustrated scale dimension 1:1

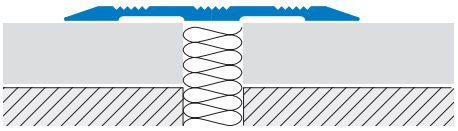

COPRITEC CP 80 AS* Silver Anodised Aluminium

Anodised aluminium profile, silver finish. Good resistance against oxidation and mechanical impacts.

Material: Extruded Anodised Aluminium
Length: 2,70 metres

B=mm	Finish	Art.		
80	Aluminium Silver Self-Adhesive	CP	80	ASA
80	Aluminium Silver	CP	80	ASN

COPRITEC CP-IL* Polished Stainless Steel

Stainless Steel polished profile, 1,2 mm thickness. Polished surface covered by a protective film. Good resistance to atmospheric agents and high mechanical resistance.

Material: Polished Stainless Steel
Length: 2,70 metres
Surface covered with protective film strip

B=mm	Finish	Art.		
60	Stainless Steel polished self-adh.	CP	60	ILA
60	Stainless Steel polished	CP	60	ILN
80	Stainless Steel polished self-adh.	CP	80	ILA
80	Stainless Steel polished	CP	80	ILN
100	Stainless Steel polished self-adh.	CP	100	ILA
100	Stainless Steel polished	CP	100	ILN

COPRITEC CP-OL* Polished Brass

A laminated brass profile, 1,2 mm thickness with a polished surface protected by a plastic film. It ensures a high tolerance to mechanical impact and diluted chemical agents.

Material: Laminated Polished Brass
Length: 2,70 metres
Surface covered with protective film strip

B=mm	Finish	Art.		
60	Polished brass self-adhesive	CP	60	OLA
60	Polished Brass	CP	60	OLN
80	Polished Brass self-adhesive	CP	80	OLA
80	Polished Brass	CP	80	OLN
100	Polished Brass self-adhesive	CP	100	OLA
100	Polished Brass	CP	100	OLN

modular concrete rule for casting concrete in industrial floors

jointec™ GC

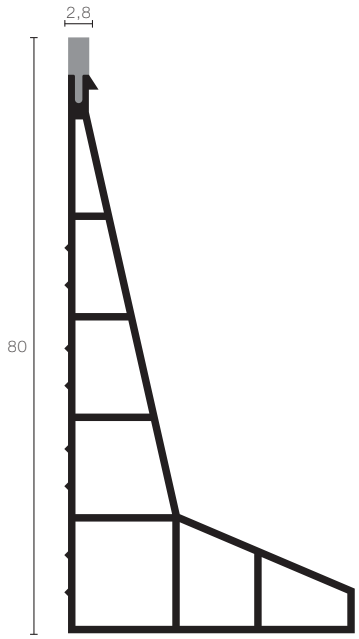

PVC joint conceived to create a "grid" at floor level for cement industrial paving, made through forming and smoothing with the vibrating float.
First fit joints at the required height in bays of generally 5 x 5 metres. Proceed then casting concrete and forming it leaning directly on the joint which will work as level line. It will not be necessary to make subsequent saw cuts and filling in the floors, thus completing the job properly at one go.
Patented system.
Illustrated scale dimension 1:1

The application drawing here below shows how the joint controls the movement zones and possible fissuring points.
Quick assembly, performing and long lasting, time saving with a perfect result.

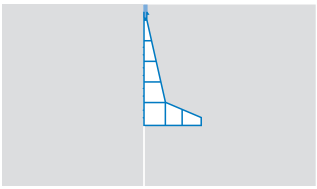

JOINTEC GC 80 P 23 Co-extruded synthetic resin

Base module in co-extruded synthetic resin, rigorously controlled during production, with visible part in cement grey colour.
Set to correct surface level. Screeding can then be undertaken.

Material: PVC
Length: 2,50 metres, on request 5,00 metres

H=mm	Colour	Art.
80	Cement Grey	GC 80 P 23

modular along perimeter and slab casting discontinuities

jointec™ GC

Along the perimeter there must necessarily be a sufficient dilatation space. Using the joint GC, plus the soft profile GCP you will get at one go both the required level on which to place the shafts, the necessary dilatation and a nice finish of the perimeter, avoiding need of further skirting.

Thanks to its modularity, the joints GC can be coupled and mounted with the suitable PVC profile GCR, thus obtaining a double-performing control joint, with high absorption and movement qualities, as required for example in correspondence of slab casting discontinued placements.

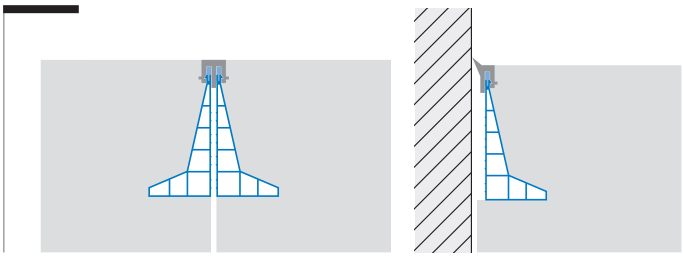

JOINTEC GCP 80 P 23 Synthetic Resin Resinflex

Profile to match with the base modul GC to form a surface perimeter joint which can replace traditional skirtings.

Material: Resinflex
Length: in rolls of 100 metres

B=mm	Colour	Art.
12	Cement Grey	GCP 80 P 23

JOINTEC GCR 80 P 23 Synthetic Resin Resinflex

Profile to mount with two base moduls GC placed back-to-back, creating a joint for breaks in the screeding.

Material: Resinflex
Length: in rolls of 100 metres

B=mm	Colour	Art.
15	Cement Grey	GCR 80 P 23

joint filler
for industrial floors

jointec™ GT

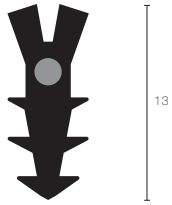

Joint filler for saw cuts in concrete and quartz-paste industrial floors, smoothed with vibrating float.
Once casting has been completed, the floor is saw cut normally in 5m x 5m bays, to control the movements and ensure proper dilatation space. Thanks to the exclusive production system with an inner glass fibre thread, this joint does not elongate during installation and limits the shrinkage, as it normally happens with profiles without glass fibre, at the rate of 5/10 cm already after a few days after installation.
The particular lightened shape in the upper part improves the profile versatility, which can suit cuts widths from 3,5 to 5,5 mm.
Illustrated scale dimension 2:1

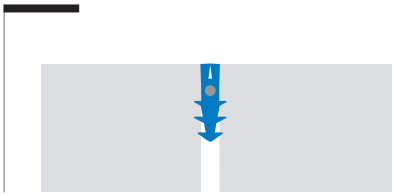

JOINTEC GT 35/55 P 51 Synthetic Resin Resinflex

Joint seal for no-site cuts in industrial floors in soft PVC with anti-elongation glass fibre. Suitable for saw cuts between 3,5 mm and 5,5 mm.

Material: Resinflex
Colour : Black
Length: in rolls of 200 metres

L=mm	Finish	Art.
3,5/5,5	PVC + fibre	GT 35/55 P 51

inserts for
structural joints

jointec™ GI-GIL

The structural expansion joints series Jointec are available in the version with "standard" or ribbed Resinprene insert (for width 37 mm). Resinprene is a special vulcanized rubber EPDM and Neoprene based, with excellent mechanical performance in an operating temperature interval of -40°C to +150°C.Low permanent deformation tocompression and tensile stress. Excellent resistance to ageing.

Illustrated scale dimension: 1:1

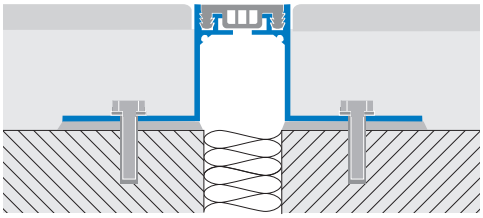

JOINTEC GI 370 P* Resinprene rubber insert, standard width 37mm.

Insert in grey and black version which can be used in all the Jointec series of structural joints.

Material: Resinprene
Colours: Black, Cement grey.
Roll length: 40 m.

L=mm	Art.
37	GI 370 P 51/23

JOINTEC GI 470 P* Resinprene rubber insert, standard width 47 mm

Insert in grey and black version which can be used in all the Jointec series of structural joints.

Material: Resinprene
Colours: Black, Cement grey.
Roll length: 40 m.

L=mm	Art.
47	GI 470 P 51/23

JOINTEC GIL 370 P* Resinprene rubber insert, smooth width 37 mm

Insert in grey and black version which can be used in all the Jointec series of structural joints.

Material: Resinprene
Colours: Black, Cement grey.
Roll length: 40 m.

L=mm	Art.
37	GIL 370 P 51/23

5

profiles and systems for terraces

A complete range of perimeter multi-purpose profiles for balconies and terraces in powder coated aluminium in 7 colours and in stainless steel, conceived as an alternative to the common threshold covers in marble and the L-elements in ceramic.

Finishing profiles, junctions and framing elements for terrace edges. Simple to install, the external junctions and the joining pieces allow a perfect result.

perimeter profile for draining screed

bordertec™ BD

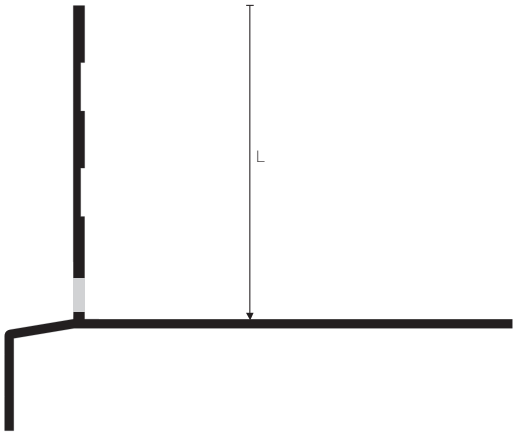

Multipurpose perimeter profile for edge finishing of balconies and terraces to allow drainage and to facilitate screeding to the required thickness. **BORDERTEC BD** is available in two formats: with drainage holes (for use with DRAINTEC 8 matting) or without holes (to provide an edge profile for use with waterproofing compounds).

Tiles can be laid flush with the profile or can sit proud. The profile is also suitable for dry tiling on gravel substrates. Leave the necessary space between the different elements for the thermic expansion.

Illustrated scale dimension 1:1,2

INSTALLATION INSTRUCTIONS:

- Fix the profile along the perimeter on each side where needed, positioning it at the required height.
- Cast the screed bed within the framing created by the finishing profile.
- Tile as normal.

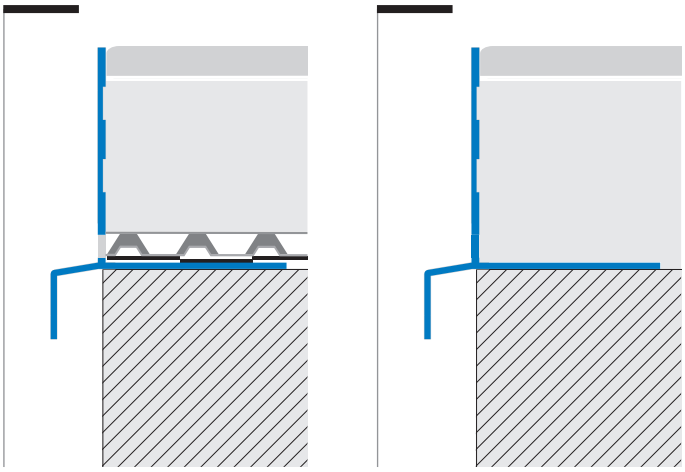



BORDERTEC BD-A* Powder coated aluminium with drainage holes

Version with drainage holes to ensure water run-off at DRAINTEC 8 drainage matting level.
Profile coated on its entire surface with polyester powder.

Material: Powder Coated Aluminium
Length: 2,70 metres
External connection pieces: Code BDE-A*
Jointing pieces: Code BDG-A*

L = 55 mm	L = 75 mm	Finish
BD 55 A11	BD 75 A11	11 = Pure White
BD 55 A22	BD 75 A22	22 = Grey
BD 55 A32	BD 75 A32	32 = Dark Beige
BD 55 A62	BD 75 A62	62 = Red Brown
BD 55 A63	BD 75 A63	63 = Dark Brown

BORDERTEC BDC-A* Powder coated aluminium without drainage holes

Version without drainage holes on the external side, with restraining and finishing function and water drip purposes.
Profile coated on its entire surface with polyester powder.

Material: Powder Coated Aluminium
Length: 2,70 metres
External connection pieces: Code BDCE-A*
Jointing pieces: Code BDG-A*

L = 55 mm	L = 75 mm	Finish
BDC 55 A11	BDC 75 A11	11 = Pure White
BDC 55 A22	BDC 75 A22	22 = Grey
BDC 55 A32	BDC 75 A32	32 = Dark Beige
BDC 55 A62	BDC 75 A62	62 = Red Brown
BDC 55 A63	BDC 75 A63	63 = Dark Brown

balcony perimeter profile

bordertec™ BBS

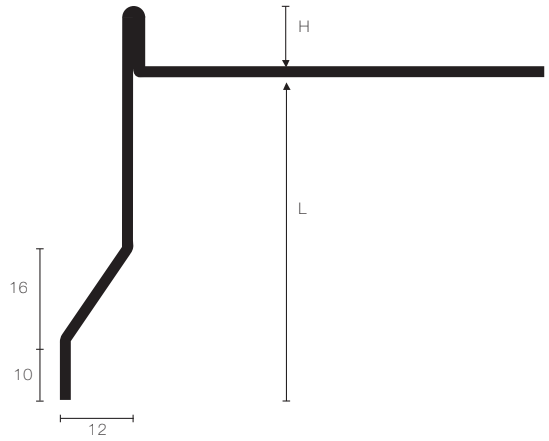

Perimeter profile for the finishing and protection of the external cement borders with un upper edging trim designed to frame also the tiled surface where it is laid flush with the screed. The system visible part is curved so as to "bell cast" serving as a water drip element and also protecting DRAINTEC 8 membrane laid under the screed and over the waterproofing layer. Leave the necessary space between the different elements for the thermic expansion covering the gap with the jointing pieces.
Illustrated scale dimension 1:1,2

INSTALLATION INSTRUCTIONS:
• Choose the profile height correspondent to tile thickness and suitable for the screed depth.
• Position it along the edge of the surface to tile and install it while tiling.

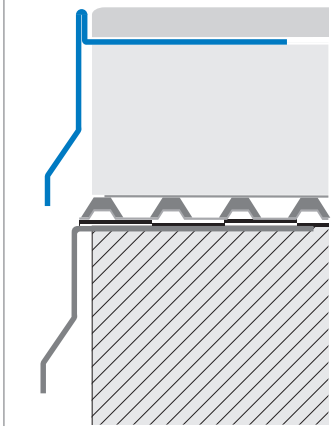



BORDERTEC BBS-A* / BCS-A* Powder Coated Aluminium

Profile coated on its entire surface with polyester powder.

Material: Powder Coated Aluminium
Colours*: 11 Pure White, 22 Light Grey, 32 Dark Beige,
62 Red Brown, 63 Dark Brown.
50 Micaceous grey, 60 Corten (only for BBS 42 and 55).
Length: 2,70 metres
External connection pieces: Code BBSE / BCSE-A*
Jointing piece: Code BBSG / BCSG-A*

H=mm	L = 42 mm	L = 55 mm	L = 75 mm	L = 95 mm
10	BBS 42 A*	BBS 55 A*	BBS 75 A*	BBS 95 A*
12,5	BCS 42 A*	BCS 55 A*	BCS 75 A*	BCS 95 A*

BORDERTEC BBS-IL / BCS-IL Polished Stainless Steel AISI 304 - DIN 1.4301

Polished Stainless Steel AISI 304 ensures high resistance to most diluted chemical agents.

Material: Polished Stainless Steel AISI 304
Length: 2,70 metres
External connection pieces: Code BBSE / BCSE-IL
Jointing piece: Code BBSG / BCSG-IL

H=mm	L = 42 mm	L = 55 mm	L = 75 mm	L = 95 mm
10	BBS 42 IL	BBS 55 IL	BBS 75 IL	BBS 95 IL
12,5	BCS 42 IL	BCS 55 IL	BCS 75 IL	BCS 95 IL

water drip profile
with drain holes

borderetec™ BCO

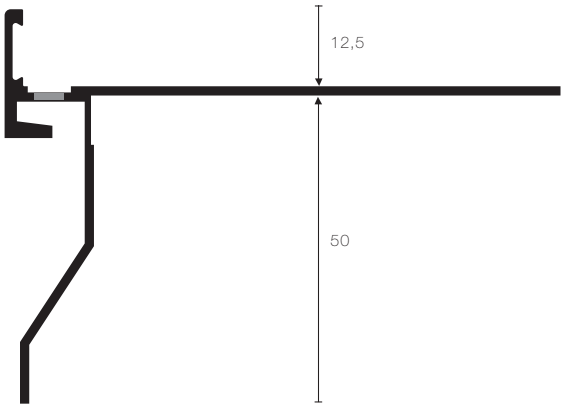

Borderetec BCO is a perimeter finishing profile for the protection of the exposed cement screed in balconies and terraces. The upper finishing tooth works also as restrainer of the tiled covering.The profile optimized section is provided with drain holes underneath, conceived to facilitate water and humidity run-off. During the installation it is important to leave the necessary space for thermal dilatation, hiding the joint with the junction piece.
Illustrated scale dimension 1:1,2

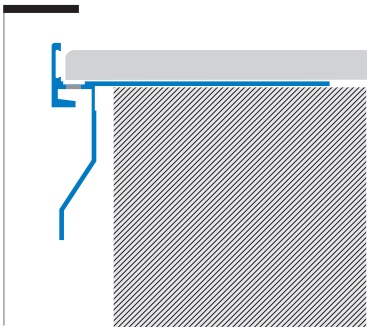

BORDERTEC BCO - A* Powder Coated Aluminium

Profile coated on its entire surface with polyester powder.
External corner piece: code BCOE - A*
Juction piece: code BCOG - A*

Material: Powder Coated Aluminium
Colours*: 22, 32, 50, 63
Length: 2,70 metres

Colour	Art.
22=Grey	BCO 50 A 22
32=Dark Beige	BCO 50 A 32
50=Grey Micaceous	BCO 50 A 50
63=Dark brown	BCO 50 A 63

H=mm	L=mm	Art.
12,5	50	BCO 50 *

reversible edge profile for balconies

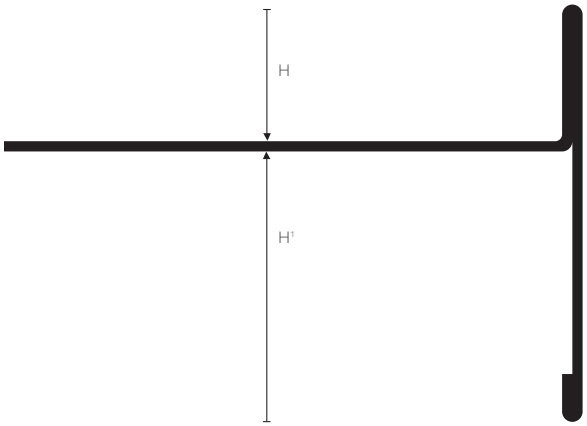

bordertec™ BSR

The **Bordertec BSR** is recommended to contour marble and stone balconies and terraces with a waterdrip finishing element. Its reversible section allows to match two different tiles' thickness with the same reversible profile. **Bordertec BSR** is equipped with the necessary special pieces for a proper installation.
(One corner works also as two junctions) .
Illustrated scale dimension: 1:1



BORDERTEC BSR - A* Powder Coated Aluminium

Profile coated on its entire surface with polyester powder.
External corner piece: code BSRE-A*
Juction piece: code BSRG-A*

Material: Powder coated aluminium
Colours*: 22, 50
Length: 2,70 m

H/H¹=mm	Art.
15/30	BSR 15/30 A*
20/25	BSR 20/25 A*

BORDERTEC BSR - IL Polished Stainless Steel AISI 304 - DIN 1.4301

Polished Stainless steel AISI 304 ensures excellent resistance to most diluted chemicals.
External corner piece: code BSRE-IL
Juction piece: code BSRG-IL

Material: Polished Stainless steel AISI 304
Length: 2,70 m

H/H¹=mm	Art.
15/30	BSR 15/30 IL
20/25	BSR 20/25 IL

balcony perimeter profile

bordertec™ BO

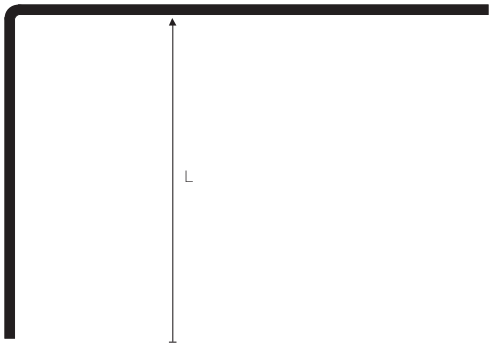

"L" shaped perimeter edge profile for the finishing and protection of the external cement borders. Designed for tile edges protruding over screed base. Leave the necessary space between the different elements for the thermic expansion covering the gap with the jointing pieces.
Illustrated scale dimension 1:1

LAYING INSTRUCTIONS:
- Choose the profile suitable for screed bed depth
- Position it along the edge of the surface to be tiled and install it while tiling.

Example of external connection plus jointing piece.

BORDERTEC BO-A* Powder Coated Aluminium

Profile coated on its entire surface with polyester powder.

Material: Powder Coated Aluminium
Colours: 5 colours available
Length: 2,70 metres
External connection pieces: Code BOE-A*
Jointing piece: Code BOG-A*

L = 30 mm	L = 42 mm	L = 55 mm	L = 75 mm	L = 95 mm
BO 30 A11	BO 42 A11	BO 55 A11	BO 75 A11	BO 95 A11
BO 30 A22	BO 42 A22	BO 55 A22	BO 75 A22	BO 95 A22
BO 30 A32	BO 42 A32	BO 55 A32	BO 75 A32	BO 95 A32
BO 30 A62	BO 42 A62	BO 55 A62	BO 75 A62	BO 95 A62
BO 30 A63	BO 42 A63	BO 55 A63	BO 75 A63	BO 95 A63

BORDERTEC BO-IL Polished Stainless Steel AISI 304 - DIN 1.4301

Polished Stainless Steel AISI 304 ensures high resistance to most diluted chemical agents.

Material: Polished Stainless Steel AISI 304
Length: 2,70 metres
External connection pieces: Code BOE-IL
Jointing piece: Code BOG-IL

L = 30 mm	L = 42 mm	L = 55 mm	L = 75 mm	L = 95 mm
BO 30 IL	BO 42 IL	BO 55 IL	BO 75 IL	BO 95 IL

balcony perimeter profile

bordertec™ BOS

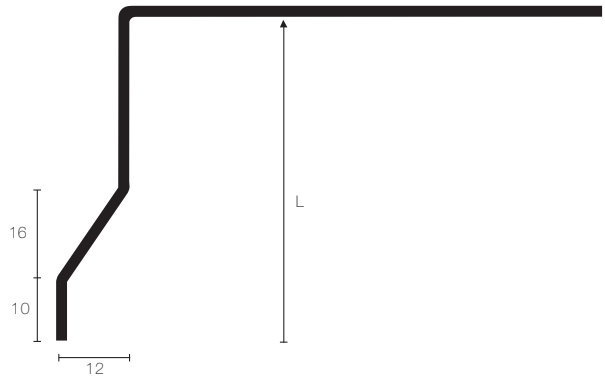

Perimeter profile for the finishing and protection of the external cement borders designed for tile edges protruding over screed base. The system visible part is curved so to "bell cast" serving as a water drip element and also protecting DRAINTEC 8 membrane laid under the screed and over the waterproofing layer. Leave the necessary space between the different elements for the thermic expansion covering the gap with the jointing pieces.
Illustrated scale dimension 1:1

LAYING INSTRUCTIONS:
- Choose the profile suitable for screed bed depth.
- Position it along the edge of the surface to be tiled and install it while tiling.

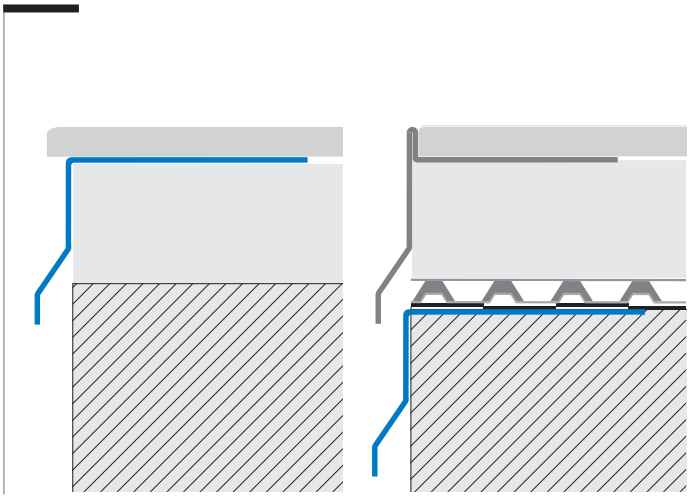



BORDERTEC BOS-A* Powder Coated Aluminium

Profile coated on its entire surface with polyester powder.

Material: Powder Coated Aluminium
Colours: 5 colours available
Length: 2,70 metres
External connection pieces: Code BOSE-A*
Jointing piece: Code BOSG-A*

L = 42 mm	L = 55 mm	L = 75 mm	L = 95 mm	Finish
BOS 42 A11	BOS 55 A11	BOS 75 A11	BOS 95 A11	11 = Pure White
BOS 42 A22	BOS 55 A22	BOS 75 A22	BOS 95 A22	22 = Grey
BOS 42 A32	BOS 55 A32	BOS 75 A32	BOS 95 A32	32 = Dark Beige
BOS 42 A62	BOS 55 A62	BOS 75 A62	BOS 95 A62	62 = Red Brown
BOS 42 A63	BOS 55 A63	BOS 75 A63	BOS 95 A63	63 = Dark Brown

BORDERTEC BOS-IL Polished Stainless Steel AISI 304 - DIN 1.4301

Polished Stainless Steel AISI 304 ensures high resistance to most diluted chemical agents.

Material: Polished Stainless Steel AISI 304
Length: 2,70 metres
External connection pieces: Code BOSE-IL
Jointing piece: Code BOSG-IL

L = 42 mm	L = 55 mm	L = 75 mm	L = 95 mm	Finish
BOS 42 IL	BOS 55 IL	BOS 75 IL	BOS 95 IL	Stain.Steel AISI 304

balcony perimeter profile

bordertec™ BR

This profile allows to complete terrace tiling job without need of other builders to foresee any required terrace edgings at floor level already at the masonry stage.
It is especially recommended for tiling on pre-existing floors.
The end-cap complete properly the job with no need of special tools.
With integrated water-drip element. Leave the necessary space between the different elements for the thermic expansion covering the gap with the jointing pieces.
Illustrated scale dimension 1:1

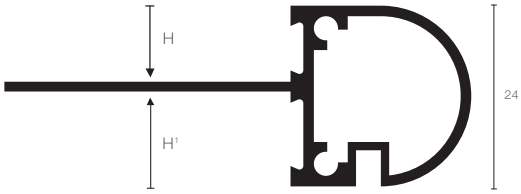

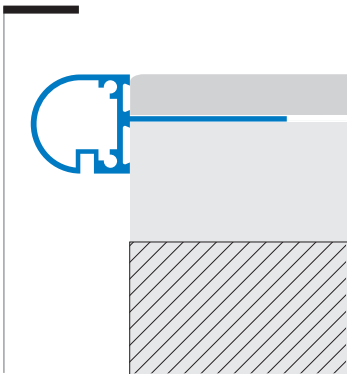

BORDERTEC BR-A * Powder Coated Aluminium

Round profile with integrated water drip element. An alternative to marble edges and special pieces. Profile coated on its entire surface with polyester powder to a depth of approx. 60 microns.

Material: Powder Coated Aluminium
Colours*: 5 colours available
Length: 2,70 metres

H = 8 mm	H = 10 mm	Finish
BR 80 A11	BR 100 A11	11 = Pure White
BR 80 A22	BR 100 A22	22 = Grey
BR 80 A32	BR 100 A32	32 = Dark Beige
BR 80 A62	BR 100 A62	62 = Red Brown
BR 80 A63	BR 100 A63	63 = Dark Brown
H¹ = 15 mm	H¹ = 12,5 mm	

BORDERTEC BRE/BRG-A * Connection and jointing pieces

Connection and jointing pieces for profiles series BORDERTEC BR. Coated on the entire surface with polyester powder to a depth of approx. 60 microns. They can match both available heights.

Material: Powder Coated Aluminium
Colours*: 5 colours available
External Connection pieces: Code BRE 80/100 A*
Jointing piece: Code BRG 80/100 A*

	Art.	Finish
Connection pieces	BRE 80/100 A*	11 - 22 - 32 - 62 - 63
Jointing pieces	BRG 80/100 A*	11 - 22 - 32 - 62 - 63

profile and water drip element-clip system

bordertec™ BTR

Bordertec BTR is an innovative modular solution suitable to finish and contour balconies and tiled terraces. The profile ensures a modular solution which can match with the most popular tile sizes and finishes for external use. **Bordertec BTR** mounts with the additional modules series TR, which slide into the basic module track allowing it to adapt to any tile thickness. Clip system: profile=tile thickness- 2 mm
Illustrated scale dimension 1:1

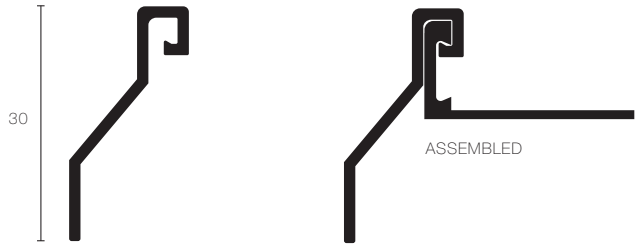

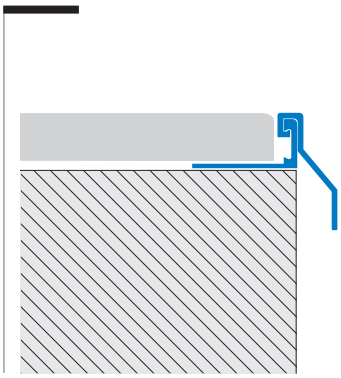

BORDERTEC BTR - AS Silver Anodised Aluminium

This profile has a silver coating and is suitable for both indoor or outdoor application with high tolerance to weather agents. During installation, excess adhesive and grout should be removed immediately to avoid stains.

Material: Extruded Anodised aluminium
Colour: Silver
Length: 2,70 metres

H=mm	Art.
30	BTR 30 AS

TRIMTEC TR-AS Silver Anodised Aluminium

This profile has a silver coating and is suitable for both indoor or outdoor application with high tolerance to weather agents. During installation, excess adhesive and grout should be removed immediately to avoid stains.

Material: Extruded Anodised aluminium
Colour: Silver
Length: 2,70 metres
Anchorage improvedon vertical side

H=mm	Art.
4,5	TR 45 AS
6	TR 60 AS
8	TR 80 AS
10	TR 100 AS
12,5	TR 125 AS
15	TR 150 AS
17,5	TR 175 AS
20	TR 200 AS

waterproofing skirting for outside installation

skirting *BIM*

BIM skirting is a technical profile for outside floors able to cover and join the waterproofing overlap. It is a two-part skirting consisting of a silver anodised aluminium base with a decorative top section. The base section fixes directly to the wall (with mechanical or adhesive fixing) offering durability and resistance to damp. The top section clips into the base, covering the base. Nice decorative effect created with the two-colours silver+ micaceous grey.

Illustrated scale dimension: 1:1

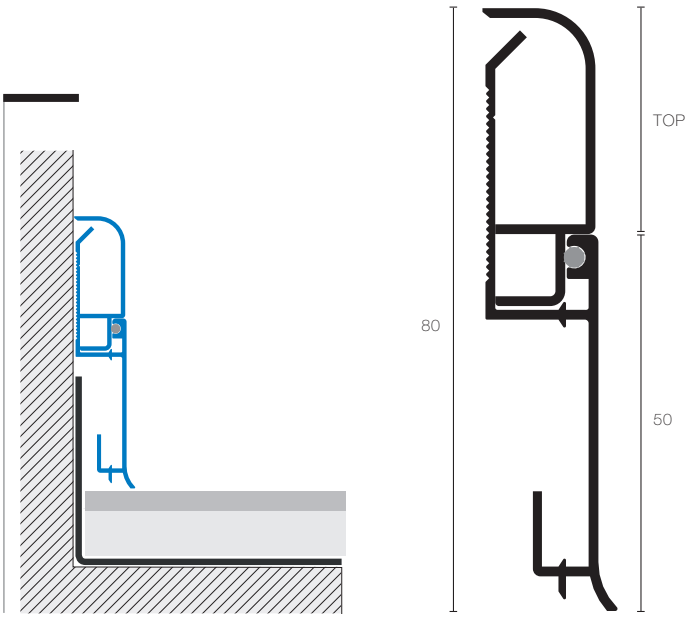

SKIRTING BIM 800 ASN- BASE

The base, available only in silver finish, is conceived to match both the aluminium and micaceous TOPS. Available junctions and end plugs in synthetic resin Silver colour.

Material: Extruded anodised aluminium
Colour: Silver
Lengths: 2 and 4 metres
BASE height: 50 mm
Complete skirting height: 80 mm

H=mm	Finish	Art.
50	Aluminium Silver	BIM 800 ASN

SKIRTING BI 800* TOP in different finishes

The top section interlocks with the fixing base in silver anodised aluminium. This skirting board composed of two separate elements allows creation of a totally innovative dual-coloured effect.

Material: Extruded anodised aluminium
Colour: Silver, Micaceous Grey
Lengths: 2 and 4 metres
TOP height: 30 mm
Complete skirting height: 80 mm

H=mm	Finish	Art.
30	Aluminium Silver	BI 800 ASN
30	Aluminium Micaceous grey	BI 800 A 50

stainless steel
drain well

copridrain™ *PD*



Drainage cover system which is fitting during the tile installation.
Designed specifically for tiled installations the cover is available in two thicknesses (8 mm and 10 mm) and is supplied in a brushed stainless steel finish (AISI 304).
The system provides a neat finish that is totally integrated with the surrounding tiles.
Ideally installed when tiling on to an existing drainage system with waterproofing systems.
Recommended only for pedestrian transit.

COPRIDRAIN PD-IS Brushed Stainless Steel AISI 304 - DIN 1.4301

Brushed stainless steel in two thicknesses and three sizes to suit common tile formats.

Material: Stainless Steel AISI 304
Finish: brushed surface with protection film strip

A x B x H	Finish	Art.		
100 x 100 x 8	Stain. steel 304 brushed	PD	100/8	IS
150 x 150 x 8	Stain. steel 304 brushed	PD	150/8	IS
200 x 200 x 8	Stain. steel 304 brushed	PD	200/8	IS
100 x 100 x 10	Stain. steel 304 brushed	PD	100/10	IS
150 x 150 x 10	Stain. steel 304 brushed	PD	150/10	IS
200 x 200 x 10	Stain. steel 304 brushed	PD	200/10	IS



insulation, uncoupling and draining mattings

Insulation and uncoupling matting for tiling with relative junctions and seals, conceived for a proper tiling also on difficult and irregular substrates.

Underlays and polyethylene sheets for traditional wooden floors or laminate, perimeter pre-cut strips to fill the screed gaps.

An innovative drainage system with high technical performances for outdoor tiled surfaces. An effective solution to reduce structural deterioration, preventing unsightly staining and cracking on the tiled surfaces caused by the presence of seepage or condensation water in the screed.

insulating matting for under wall tiling

foiltec™

Waterproofing matting in coupled polyethylene. Conceived to be laid in areas with a high presence of humidity. Suitable for vertical wall tiled coverings of shower boxes, it ensures non transmission of humidity in contiguous rooms. Laid while tiling, using a proper tile adhesive. The membrane in a soft and highly elastic material compensates as well small possible movements between the substrate and the covering, while also ensuring the non-transmission of bacteria and harmful substances.

INSTALLATION:
Prior to installation the substrate should be flat, sound, dry and free from contaminants. The mat should be cut to size prior to installation. Waterproof tile adhesive should be applied with a 3 x 3 mm toothed trowel. Press firmly with the trowel using the smooth edge to ensure a good fix to the substrate avoiding the creation of air pockets, Use the pressing roll for an improved result.
At joins overlap the matting by 5 cm or use the pre-cut FOILTEC/15 strips. For a neat finish on corners or around pipes use the preformed FOILTEC/I and FOILTEC/E internal/external corners and FOILTEC/T pipe collar.



FOILTEC / 05 matting in PE polyethylene

Bi-coupled polyethylene matting. Supplied in rolls.

Material: polyethylene coupled on two sides

Data	u.m.	FOILTEC / 05
Thickness	mm	0,50
Material	-	PE+PP
Height	mt.	1
Length	mt.	30

FOILTEC / 14 linear junction in PE polyethylene

Pre-cut strip to make linear or corner junctions.

Material: polyethylene coupled on two sides

Data	u.m.	FOILTEC / 14
Thickness	mm	0,50
Material	-	PE+PP
Height	mt.	0,14
Length	mt.	20

FOILTEC pre-formed junctions in PE polyethylene

Junctions of the same material as Foiltec matting to help installation in the most critical points, like internal and external corners.

Material: polyethylene coupled on two sides

Description	A x B	Art.
Internal corner		FOILTEC/I
External corner		FOILTEC/E
Pipe collar	120 x 120 mm	FOILTEC/T20

Foiltec Matting is provided with a complete range of accessories, to solve the different installation requirements and ensuring a good tiling job.

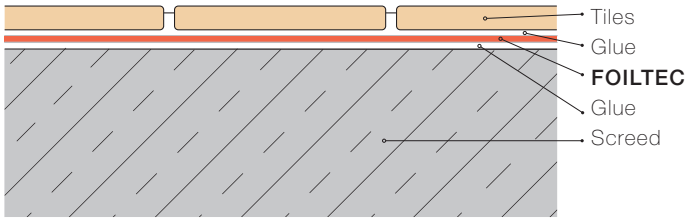



FOILTEC /15
Sealing strip for junctions.
Width: 15 cm



FOILTEC /I
Internal corner junction in coupled preformed polyethylene.



FOILTEC /E
External corner junction in coupled preformed polyethylene.

FOILTEC /T
Pipe collar in coupled preformed polyethylene.
T 20 for pipes diameter 20 mm

uncoupling matting for difficult substrates

soltec™



Polyethylene membrane coupled with a synthetic fleece on the lower side and with a grid structure on the top.
Just 3 mm thickness for many advantages and solutions for wall tiled surfaces.



SOLTEC Matting in Polyethylene PE

Membrane in polyethylene supplied in rolls.
Material: coupled polyethilene

Characteristics	u.m.	SOLTEC
Thickness	mm	3
Material	-	PE+PP
Height	m	1
Lenght	m	30

PRESSSING ROLL

Stainless steel roll to improve the glue adhesion between membrane and screed.

Description	Characteristics	Article
Roll	weight: 50 kg	6000/50

INSTALLATION:

Prior to installation the substrate should be flat, sound, dry and free from contaminants. The matting should be cut to size before starting the job. Use a suitable glue and trowel for the installation. The lower sidith the synthetic fleece ensures a good gluing even with a thin glue layer; just apply the needed pressure and follow the glue demanding drying timing. You can tile right afterwards, just providing that the adhesive is properly spread, filling all the cavities of the matting grid. First use a suitable smooth trowel than a toothed one. Tiles format has to be at least 10x10 cm.
For a neat finish on corners or around pipes use the preformed FOILTEC/I and FOILTEC/E internal/external corners and FOILTEC/T pipe collar and provide for the required expansion joints.

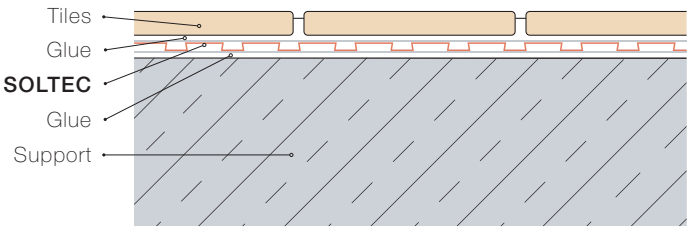

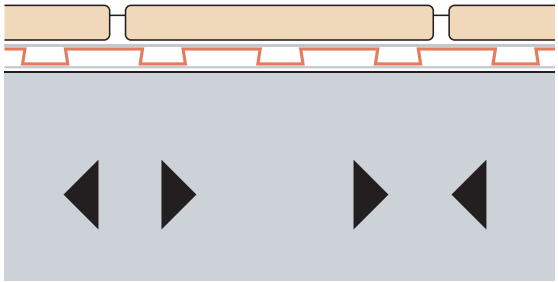

Uncoupling and stress compensations

Soltec, uncouples the floor covering from the substrate, compensating and reducing the unavoidable stresses due to temperature differences, static movements and loss of moisture in the screed and keeping all possible deriving cracks underneath, without any effects at the surface level.

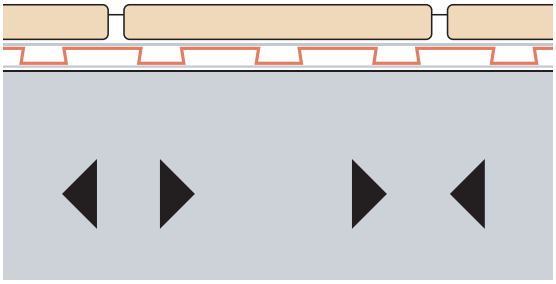

Compensation of vapour pressure

The special grid structure on the underside allows evaporation of the screed moisture, compensating vapour pressure and favouring its vent. Using **Soltec** matting enables a quicker floor installation, as you can tile on it right after the screed becomes walkable.

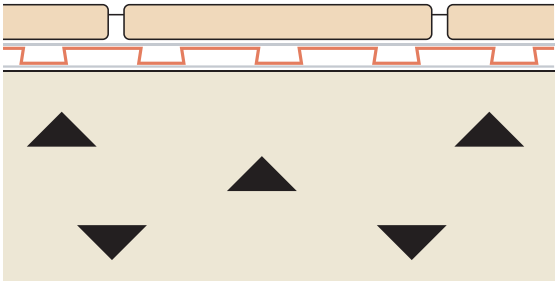

Different and difficult substrates, heated floors

Using Soltec allows tiling on different substrates, such us cement or anhydride screeds, heated screeds or plasterboard.
In particular cases. The suitability of the adhesive used between substrate and **Soltec** membrane must be previously checked.

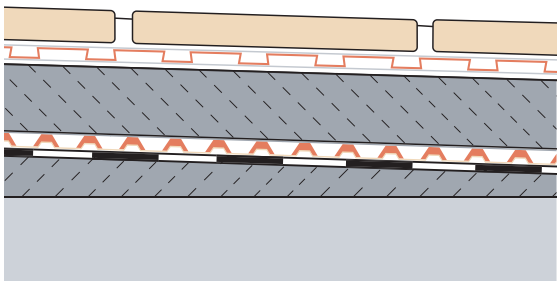

Terraces with a waterproofing layer and drainage system

Soltec is made of a waterproofing material. It is nevertheless difficult to grant the total waterproofing at the junction points and along the perimeter, where the use of Foiltec band and corner junctions is always advisable.
To make a proper terrace job, use a draining matting under the screed on a suitable waterproofing layer (e.g. bituminous layer). Using **Soltec** in this case will protect the screed from moisture and grant compensation of all stresses due to high temperature excursion occurring on terraces and balconies.

drainage membrane for terraces and balconies

draintec™ 8

The new **DRAINTEC 8** drainage system, combines good performance of resistance to loading with a high draining rate thanks to its special shape.
Its three-dimensional structure enables it to withstand both static and dynamic forces due to walking and transport stresses which occur during installation. It is extremely resistant to compression, traction, impact and puncture; it confers a perfect mechanical protection on the existing waterproofing layer with an increase in thickness of only 8 mm.
DRAINTEC 8 particular section has been conceived with a double channel for drainage and hydrostatic pressure compensation, both at the screed and waterproofing level.

Resistant
Efficient
Inexpensive
Easy to work with

Most terraces, balconies, outside steps and tiled areas can suffer damage caused by the presence of water in the concrete substrate. Water seeps inevitably though the screed and flows down due to gravity to eventually stagnate on the waterproofing layer.

Water seepage in the concrete, owing to external factors, generally leads to two notable effects:

In cold conditions floor coverings break due to the swelling of concrete caused by the presence of ice within the substrate, which means a consequent rise in the volume of stagnant water.

Rises in temperature during the summer months provoke an upward flow due to the evaporation of water which carries cement salts to the upper external surface thus leaving unpleasant efflorescence stains. This phenomenon is also a clear sign of the progressive deterioration of the cement screed that will daily lose its cohesive properties to eventually become plain sand.



The problem

The only adequate solution to prevent damages commonly suffered by outside tiled areas, is to allow an easy run-off of the water which has seeped into the concrete substrate.

A free but controlled drainage of seepage water will be ensured by simply laying DRAINTEC 8 membrane on the normal waterproofing layer, installed with a proper slope, and laying then a traditional screed onto the matting before tiling.

Advantages of installing DRAINTEC 8 system:

- **Extends the life of external tiling**
- **Protects the traditional waterproofing layer**
- **Reduces structural damage, preventing unsightly stains and tiles loosening**
- **Removes the problem of water vapour pressure and the consequent cracks and swelling it causes**
- **Provides thermal-acoustic insulation with an air cavity of 8 mm.**

DRAINTEC 8 helps prevent claims for damages or rebuilding of degraded external tiled floors.
As a confirmation of the importance of the drainage systems installations, we quote part of the standard DIN 18 195 PART 5 § 5,4:

"Water seeped at the waterproofing level should be granted a continuous and efficacious run-off, realizing proper technical building devices such as inclined planes".



The solution

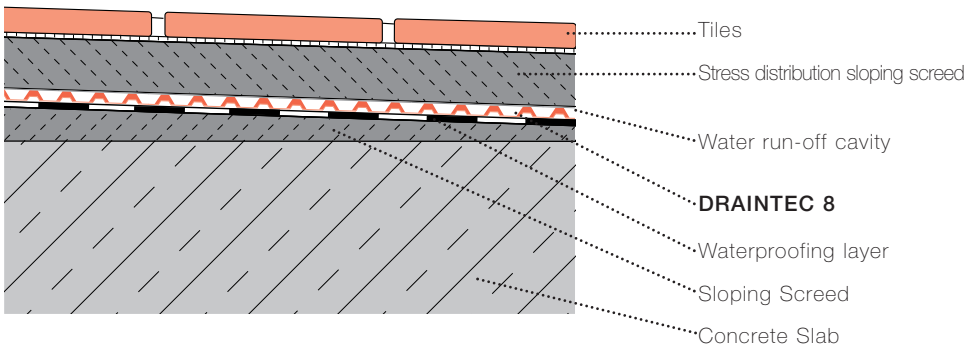

general instructions for installation

drain+ec™ 8

DRAINTEC 8 drainage system does not require specifically skilled workers for application. Its laying is very simple.
DRAINTEC 8 can be easily cut with normal shears, bent and shaped to follow surface contours.

Make sure that the surface to be tiled has a minimum slope of 1 to 2%.

Ensure that any existing waterproofing layer is sound and water drain pipes position is adequate for water "run-off".

Place **DRAINTEC 8** onto the waterproofing layer with its coloured side downwards and the geo-textile grey part facing up.
Lay screed onto the matting and tile as normal.

Provide installation of a proper network of expansion joints, adequate to the surface to be tiled.



Tile covering on a cement screed with waterproofing and "**DRAINTEC 8**" draining system.

(note the sloping system)

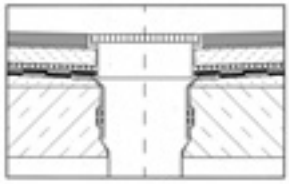

Drainage of the tiled surface through the downspout, conveying also the water seeped though "**DRAINTEC 8**" membrane.

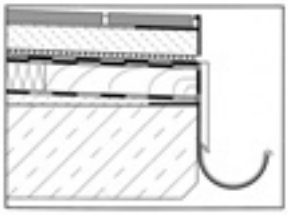

Example of a balcony edge finishing, with the installation of BORDERTEC cement corner protection profiles.



Roll: H 1,0 m x 15 m. Tot. 15 m²
Roll weight: 9,2 Kg
Pallet: 9 rolls
Membrane thickness: 8 mm



Physical Characteristics	Test Method	units	DRAINTEC 8
Geo-membrane polymer	-	-	HDPE
Geo-textile polymer	-	-	PP
Colour	-	-	ORANGE MASTER

Dimensional Charact.	Test Method	units	DRAINTEC 8
Unit weight	ISO 9864	g/m²	613
Membrane thickness	ISO 9863	mm	0,5
Geocomposite thickness	ISO 9863	mm	8,0
Roll Height	-	m	1,0
Length	-	m	15,0
Diameter	-	m	0,40
Volume	-	m³	0,16
Distributed loading resistance	-	Kg/m²	2200

Technical Charact.	Test Method	units	DRAINTEC 8			
Flow rate at hydraulic gradient i=			100%	3%	2%	1%
συ 0,1 Kg/cm²	ASTM D4716	l/min/m	249,0	35,0	28,6	16,5
συ 0,2 Kg/cm²	ASTM D4716	l/min/m	246,0	34,6	28,3	16,3
συ 0,5 Kg/cm²	ASTM D4716	l/min/m	242,4	33,8	27,6	15,9
συ 1,0 Kg/cm²	ASTM D4716	l/min/m	238,2	32,9	26,8	15,5

thermoplastic waterproofing elastomer

bandtec™

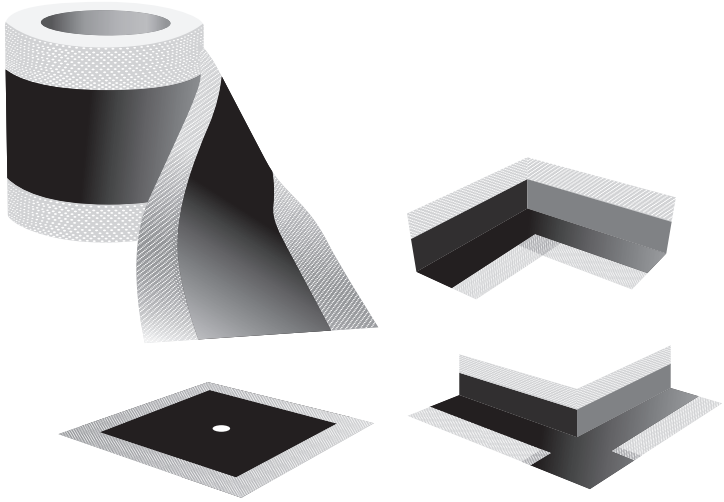

Bandtec is a waterproof band in a flexible material suitable to seal in an elastic way floor-to-wall corners of bathrooms, showers, kitchens, balconies, etc. also in correspondence of expansion joints.
Bandtec is provided with external and internal pre-cut corner junctions.

BANDTEC thermoplastic waterproof elastomer

Material: thermoplastic elastomer TPE with a good heat resistance and flexibility at low temperatures.
Excellent resistance against water and steam.

Dimensions: rolls of 50 m length

Art.	Description	H x L
BANDTEC/12	Thermoplastic Elastomer	120 mm x 50 m

BANDTEC thermoplastic waterproof elastomer-joints

Pre-formed pipe collars and internal/external corner pieces for neat, effective finishing of difficult-to-fit areas. Can be used in conjunction with the BANDTEC/12 strip.

Art.	Description	H x L
BANDTEC/I	Internal corner	
BANDTEC/E	External corner	
BANDTEC/T	Pipe collar	120 x 120 mm

supports for floating tiles

Polypropylene supports for laying of floating tiles and floor coverings. Good resistance to ice and atmospheric agents. It is an easy to use system that can adjust the covering to different heights thanks to the available shims. Ideal for large balconies, terraces, verandas walkways and roof gardens. Placed directly onto the sloping bituminous waterproofing layer they provide an effective drainage system and ensure maintenance of the waterproofing layer over time.

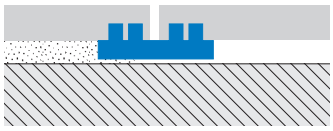

PLASTIC SUPPORT DISCS FOR FLOATING STONE TILES

Manufactured in Polypropylene. Drilled in the lower part to enable water drainage. They prevent cracking of the tiled floor due to ice or water seepage. Simple to remove, they allow easy repair and upgrading of the damaged bituminous layer. Any required height or possible sub-floor unevenness can be matched with the available shims.

Material: Polypropylene

H=mm	Art.
13	8010/set
3	8011/set shims

SUPPORT for cement laid floating tiles

Aids installation by allowing the cement to be accurately placed beneath the tiles while fixing the tiles at the edges and ensuring an adequate amount of drainage beneath the tiles. Cross-shaped 3 mm thick spacers available, to apply in the central part.

Material: Polypropylene

H=mm	Art.
20	8020/set
3	8021/set spacer

underlay closed cell polyethylene sheet membrane

polifoam™

An underlying insulating membrane for moisture and sound barrier for floating and natural wooden floors. Thanks to its double ply polyethylene sheet it ensures high impermeability as to protect the covering. Its closed cell bubble structure helps level out slight differences of the screed.



POLIFOAM PFF 20 HD closed cell foamed polyethylene

Polyethylene sheet coupled with thin HDPE laminate sheet to help preventing humidity damage. The product is odourless and completely non toxic and chemically inert.

Material: Polyethylene + HDPE
Dimensions: supplied in 25 m² rolls

H=mm	Art.
2	PFF 20 HD

POLIFOAM PFF 20 HDA polyethylene covered with a silver effect film

Polyethylene thin foamed membrane covered with a silver effect polypropylene film ply of 20 my. Ideal for parquet underlying thermal insulation thanks to the reflecting power of the metallized film and to its low energy conductivity which reduces energetic losses. The metallized side is to be directly applied onto the screed.

Material: Polyethylene + Silver effect Polypropylene
Dimensions: supplied in 30 m² rolls

H=mm	Art.
2	PFF 20 HDA

screed gaps along the perimeter

polifoam™

Closed cell polyethylene membrane pre-cut in strips for an easier installation. Two different thickness to fill the perimeter gap between the screed and the wall along the perimeter. It assures a proper moisture and sound insulation barrier.



POLIFOAM PF 50 polyethylene for perimeter thickness 5 mm

Closed cell polyethylene membrane pre-cut in strips for an easier installation, to fill the perimeter gap between the screed and the wall along the perimeter. It assures a proper moisture and sound insulation barrier. Odourless, non toxic and chemically inert.

Material: Polyethylene
Thickness: 5 mm
Height: 100 mm
Length: Rolls of 50 metres

HxB	Art.
5x100	PF 50

POLIFOAM PF 100 polyethylene for perimeter thickness 10 mm

Closed cell polyethylene membrane pre-cut in strips for an easier installation, to fill the perimeter gap between the screed and the wall along the perimeter. It assures a proper moisture and sound insulation barrier. Odourless, non toxic and chemically inert.

Material: Polyethylene
Thickness: 10 mm
Height: 100 mm
Length: Rolls of 50 metres

HxB	Art.
10x100	PF100

skirting boards and wall protections

An extensive range of technical skirtings offering an alternative to traditional wood and ceramic profiles. Designed to provide functional solutions while maintaining aesthetic appeal, the skirtings are durable and resistant to damp conditions. In addition, the aluminium range of skirtings provides the additional benefit of hiding low voltage cabling such as telephone, TV and computer wires. Ideal for a wide range of interior environments in both the contract and domestic markets.

The range of dual-coloured skirtings offers a wide range of colour combinations providing a match for almost any interior.

A range of co-ordinating dual-coloured wall protection strips, for protection against damage from both wheeled and pedestrian traffic completes the range, ideal for a wide range of interiors from healthcare to commercial.

The new " Plano Design" has revolutionized the concept of skirting, with an element developed to be installed as part of the wall, giving a fully coordinated finish to both the wall and floor and becoming an integral element of the design.

multiline ribbed
decorative skirting

skirting *BAR*

Decorative skirting with beautiful multiline ribbed effect in the visible part which matches the decorative standard of kitchen furniture lower plinths. Available either pre-glued or not. Long lasting and elegant finish. The profile contoured ends give a snug fit on the wall covering over the bottom perimeter along the dilatation gap joint, thus ensuring the necessary expansion movement to the floor.

Illustrated scale dimension 1:1

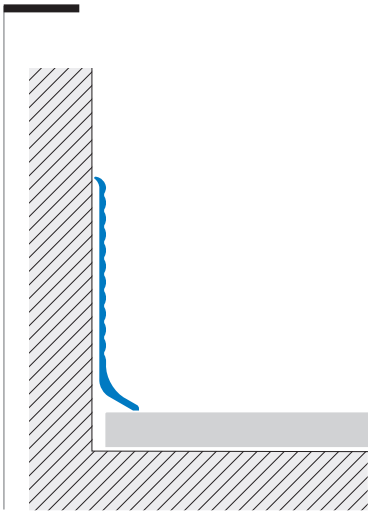







skirting *BAR*

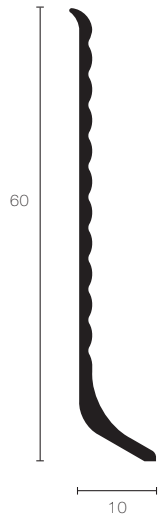

SKIRTING BAR - AS* Silver Anodised Aluminium

This anodised aluminium profile has a silver coating. Good tolerance tooxidation and to mechanical impacts.This skirting board is also available in the self-adhesive option for a quicker installation.

Material: Extruded Anodised aluminium
Colour: Silver
Length: 2 and 4 metres
Height: 60 mm

H=mm	Art.
60	BAR 600 ASN
60	BAR 600 ASA

END CAPS JUNCTIONS for aluminium skirting

End caps, internal and external junctions in synthetic resin with the same silver colour, to make proper and neat junctions.
Available in 60 mm height.

Material: Polypropylene
Colour: Silver
Height: 60 mm

Description	Art.
Internal corner	BAI * PS
External corner	BAE * PS
End-cap	BAT

aluminium skirting
“Minimal design”

skirting BA

BA400A* innovative skirting in metal designed to satisfy the minimalist taste in design, where the skirting performs its function while integrating in the interior design discretely and effectively.

-sharp angles;

- squared cross section;

- height reduced to 40 mm;

The profile is equipped with a hollow on the invisible side, which serves to glue it.

The profile is equipped with joints and special pieces, with the same minimalist visual effect.

Illustrated scale dimensions 1:1

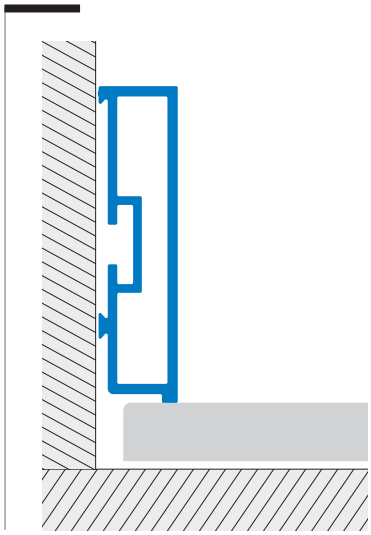



skirting BA

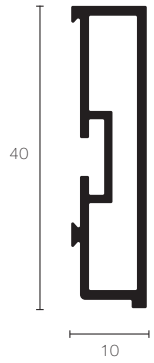

SKIRTING BA 400 ASN Silver Anodised Aluminium

This anodised aluminium profile has a silver coating. Good tolerance to oxidation and to mechanical impacts.
Universal external corner, internal corner and end cap

Material: Extruded Anod. aluminium
Colour: Silver
Length: 2,00 and 4,00 metres
Height: 40 mm

	H = mm	Art.
	40	BA 400 ASN
end-caps	40	BAC 400 ASN

SKIRTING BA 400 ASS Brushed Aluminium Silver

Aluminium profile with a new silver brushed finishing according to the modern design.
Universal external corner, internal corner and end cap

Material: Extruded Anod. aluminium
Colour: Brushed Silver
Length: 2,00 and 4,00 metres
Height: 40 mm

	H = mm	Art.
	40	BA 400 ASS
end-caps	40	BAC 400 ASS

SKIRTING BA 400 ASB Bright Polished Aluminium-Chrome

The surface of this anodised aluminium profile has been chrome-effect treated in order to give that sparkling effect .
It holds the same properties as the other aluminium models.
Universal external corner, internal corner and end cap

Material: Extruded Anod. aluminium
Colour: Chrome
Length: 2,00 and 4,00 metres
Height: 40 mm

	H = mm	Art.
	40	BA 400 ASB
end-caps	40	BAC 400 ASB

SKIRTING BA 400 A* Powder coated Aluminium Corten / Micaceous

Powder Coated Aluminium lacquered with a 60 microns polyester powder base varnish paint.
Universal external corner, internal corner and end cap.

Material: Extruded Powder Coated Aluminium
Length: 2,00 and 4,00 metres
Colours: Corten, Micaceous Grey
Height: 40 mm

	H = mm	Art.
	40	BA 400 A 60/50
end-caps	40	BAC 400 A 60/50

double interlocking aluminium skirting "Bicolor Design"

skirting BI

Aluminium or PVC wall skirting boards to fix either with glue, screws or nails. It is easy to install for an elegant and lasting finish. The profile contoured ends give a snug fit on the wall covering over the bottom perimeter along the dilatation gap joint, thus ensuring the necessary expansion movement to the floor.

A two-part skirting consisting of a silver anodised aluminium base with decorative top section. The base section fixes directly to the wall (with mechanical or adhesive fixing) and allows the concealment of low voltage cables, in addition to offering durability and resistance to damp. The top section is available in a range of wood and metal effect decorative finishes, and clips in to the base, covering the fixing.

Patented system "Bicolor design".

Illustrated scale dimension 1:1

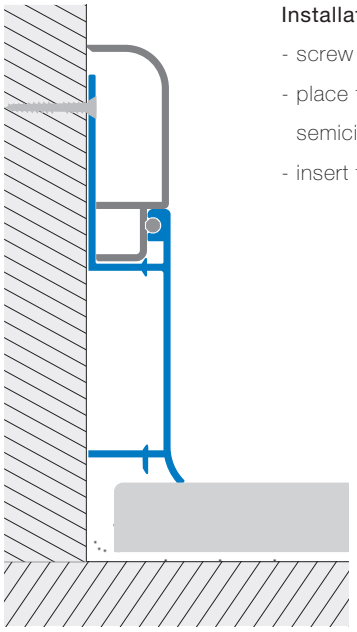

Installation guidelines:

- screw or glue the base
- place the provided seal into the semicircular gap, every 40 cm
- insert the finishing top

End caps, internal and external junctions are available, made in synthetic resin with a silver colour.



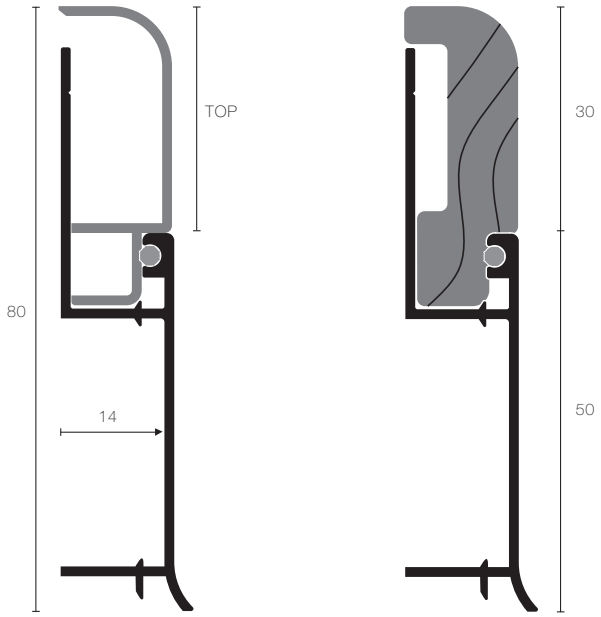

SKIRTING BASE BIB 800 ASN Anodised Aluminium

The base, available only in silver finish, is conceived to match both the aluminium and the solid wood TOPS. Available junctions and endplugs in synthetic resin Silver colour.

Material: Extruded anodised aluminium
Colour: Silver
Lengths: 2 and 4 metres
BASE height : 50 mm
Complete skirting height: 80 mm

H=mm	Finish	Art.
50	Aluminium Silver	BIB 800 ASN

SKIRTING TOP BI 800* Top section in various finishes

The top section interlocks with the fixing base in silver anodised aluminium. This skirting board composed of two separate elements allows creation of a totally innovative dual-coloured effect.

Lengths: 2 and 4 metres
TOP height : 30 mm
Complete skirting height: 80 mm

H=mm	Finish	Art.
30	TOP Silver Aluminium	BI 800 ASN
30	TOP Aluminium Anthracite	BI 800 A 50
30	TOP Solid oak - gloss painted	BI 800 RO
30	TOP Solid oak - natural finish	BI 800 RON

skirting BA

Metal or PVC wall skirting boards to fix either with glue, screws or nails. It is easy to install for an elegant and lasting finish. The profile contoured ends give a snug fit on the wall covering over the bottom perimeter along the dilatation gap joint, thus ensuring the necessary expansion movement to the floor.
Illustrated scale dimension 1:1



SKIRTING BA-AS* Silver Anodised Aluminium

This anodised aluminium profile has a silver coating. Good tolerance to oxidation and to mechanical impacts.
This skirting board is also available in the self-adhesive option for a quicker installation.
Available junctions and endplugs in synthetic resin Silver colour for BA 600/800.

Material: Extruded Anodised aluminium
Colour: Silver
Length: 2,00 and 4,00 metres
Height: 45, 60, 80, 100 mm

H=mm	Art.
45	BA 450 ASN
45	BA 450 ASA
60	BA 600 ASN
60	BA 600 ASA
80	BA 800 ASN
80	BA 800 ASA
100	BA 1000 ASN
100	BA 1000 ASA

SKIRTING BA 600 A* Powder coated Aluminium Corten / Micaceous

Powder Coated Aluminium. This aluminium profile is lacquered with polyester powder base varnish paint.

Material: Extruded Powder Coated Aluminium
Colours: Corten, Micaceous Grey
Length: 2,00 and 4,00 metres
Height: 60 mm

	H = mm	Art.
Corten	60	BA 600 A60
Micaceous Grey	60	BA 600 A50

END CAPS AND JUNCTIONS for aluminium skirting

End caps, internal and external junctions in synthetic resin with the same silver colour, to make proper and neat junctions. Available in 60 and 80 mm height.

Material: Polypropylene
Colour: Silver
Height: 60,80 mm

description	Art.
internal corner	BAI *PS
external corner	BAE *PS
end cap	BAT *PS

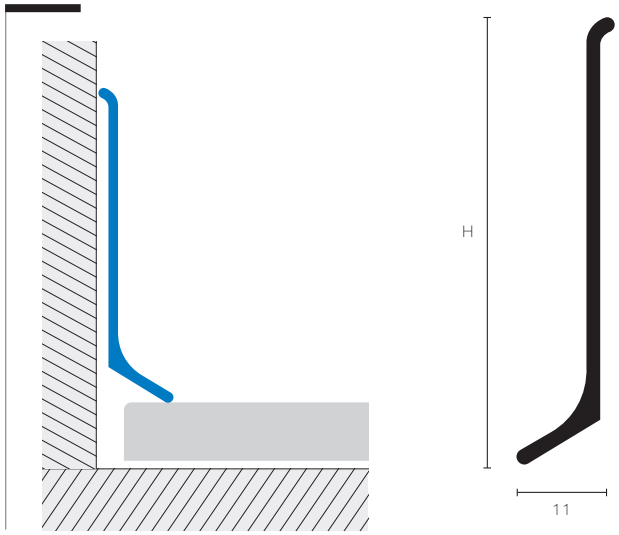

SKIRTING BA-IL* Polished Stainless Steel AISI 304 - DIN 1.4301

The stainless steel version, while meeting the last minimalist design and furnishing trends, grants an excellent resistance to most diluted chemical products.
Ideal then for applications in hospitals and food processing plants. Available in the brushed finish, code IS.
Available Pvc junctions and end-caps in stainless steel colour: internal BAI-PI, esternal BAE-PI, end-cap BAT-PI
The reported section sligthly differs from the aluminium one for production reasons.

Material: Polished Stainless Steel AISI 304
Length: 2,70 metres

H=mm	Art.
60	BA 600 ILN
60	BA 600 ILA
80	BA 800 ILN
80	BA 800 ILA

SKIRTING BA 700 P* Expanded PVC

This skirting board is developed in an expanded PVC rigid material available in 4 semi-mat colours. It can be fixed either with glue, screws or nails to obtain a pleasant and long-lasting finish. Easy to cut to any size. Excellent anti-static properties. Ideal for hospital and/or recreational areas.
The reported section differs from the aluminium version at the lower protruding foot level.

Material: Expanded PVC
Colour*: White, Grey, Black, Walnut
Length: 2,00 metres

H=mm	Art.
70	BA 700 P 12
70	BA 700 P 22
70	BA 700 P 51
70	BA 700 P 79

interlocking aluminium skirting board

skirting BI

This skirting anodised aluminium profile is easy to install and allows one to cover and protect low running cables over the perimeter providing an elegant finish to low wall corners. The internal interlocking support piece is fixed to the wall with screws. This profile is ideal for office environment for both aesthetic requirements and for telephone and computer wire passage.
Illustrated scale dimension 1:1

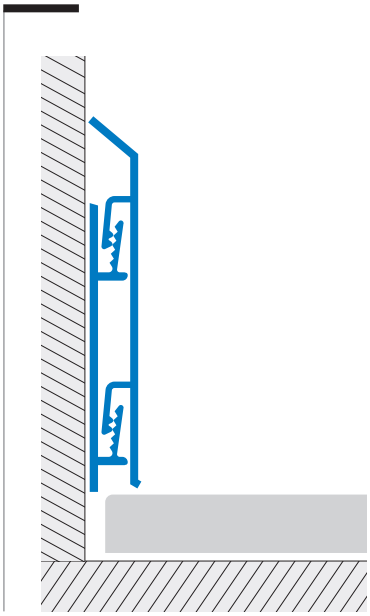

SKIRTING BI 700 ASN Silver Anodised Aluminium-interlocking H 70 mm

This anodised aluminium profile has a silver coating. Good tolerance to oxidation and to mechanical impacts. Relevant pre-drilled interlock-pieces (2 pcs per meter) to be purchased separately, code BIS 20 ANF. Available junctions and endplugs in synthetic resin Silver colour.
This skirting board is also available powder coated with RAL colour reference.

Material: Extruded Anodised aluminium
Colour: Silver
Length: 2,00 and 4,00 metres

H=mm	Art.
70	BI 700 ASN
supports	BIS 20 ANF

SKIRTING BI 1000 ASN Silver Anodised Aluminium-interlocking H 100 mm

This anodised aluminium profile has a silver coating. Good tolerance to oxidation and to mechanical impacts. Relevant pre-drilled interlock-pieces (2 pcs per meter) to be purchased separately, code BIS 20 ANF. Available junctions and endplugs in synthetic resin Silver colour.
This skirting board is also available powder coated with RAL colour reference.

Material: Extruded Anodised aluminium
Colour: Silver
Length: 2,00 and 4,00 metres

H=mm	Art.
100	BI 1000 ASN
supports	BIS 20 ANF

skirting BI

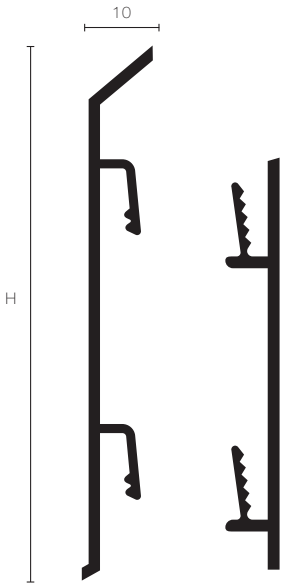

END CAPS AND JUNCTIONS for aluminium skirting

End caps, internal and external junctions in synthetic resin with the same silver colour, to make proper and neat junctions. Available in 70 mm height.

Material: Polypropylene
Colour: Silver
Height: 70 mm

description	Art.
internal corner	BII * PS
external corner	BIE * PS
end cap	BIT * PS

profile for ultra thin tiles skirting

skirting *BT*

Minimal profile in aluminium conceived for skirting with low thickness or vitreous mosaic coverings. The profile contoured ends give a snug fit on the wall covering over the bottom perimeter along the dilatation gap joint, thus ensuring the necessary expansion movement to the floor and hiding any defects in cutting of the thin tile.

Illustrated scale dimension 1:1

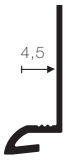

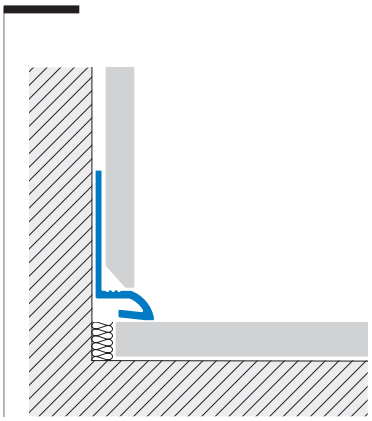

SKIRTING BT 45 AS Silver Anodised Aluminium

A silver coated aluminium profile which offers adequate protection andtolerance to wear over time.

Material: Extruded Anod. aluminium
Colour: Silver
Length: 2,70 metres

H=mm	Art.
4,5	BT 45 AS

SKIRTING BT 45 ASB Bright Polished Aluminium-Chrome Effect

The surface of this anodised aluminium profile has been chrome-effect treated in order to give that sparkling effect in combination with bathroom ware.
It holds the same properties as the other aluminium models.

Material: Extruded Anod. aluminium
Colour: Bright Polished Chrome
Length: 2,70 metres

H=mm	Art.
4,5	BT 45 ASB

waterproofing skirting for outside installation

skirting *BIM*

BIM skirting is a technical profile for outside floors able to cover and join the waterproofing overlap. It is a two-part skirting consisting of a silver anodised aluminium base with a decorative top section. The base section fixes directly to the wall (with mechanical or adhesive fixing) offering durability and resistance to damp. The top section clips into the base, covering the base. Nice decorative effect created with the two-colours silver+ micaceous grey.

Illustrated scale dimension: 1:1

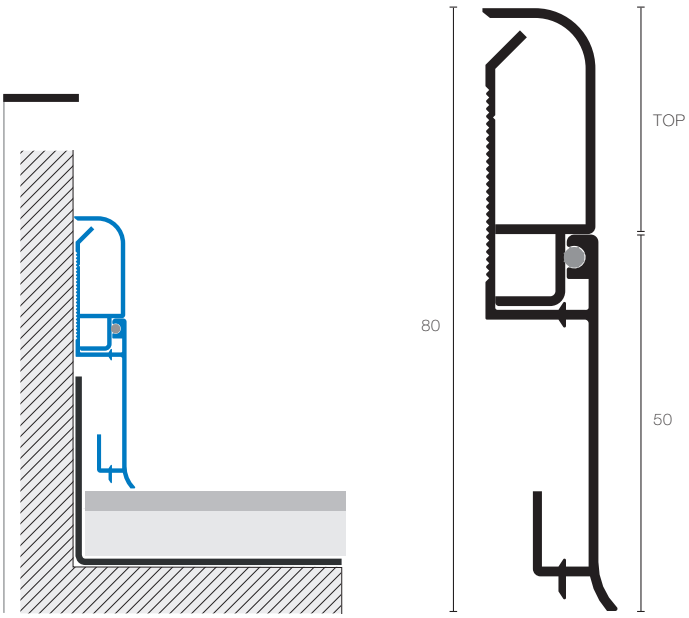

SKIRTING BIM 800 ASN- BASE

The base, available only in silver finish, is conceived to match both the aluminium and micaceous TOPS. Available junctions and end plugs in synthetic resin Silver colour.

Material: Extruded anodised aluminium
Colour: Silver
Lengths: 2 and 4 metres
BASE height: 50 mm
Complete skirting height: 80 mm

H=mm	Finish	Art.
50	Aluminium Silver	BIM 800 ASN

SKIRTING BI 800* TOP in different finishes

The top section interlocks with the fixing base in silver anodised aluminium. This skirting board composed of two separate elements allows creation of a totally innovative dual-coloured effect.

Material: Extruded anodised aluminium
Colour: Silver, Micaceous Grey
Lengths: 2 and 4 metres
TOP height: 30 mm
Complete skirting height: 80 mm

H=mm	Finish	Art.
30	Aluminium Silver	BI 800 ASN
30	Aluminium Micaceous grey	BI 800 A 50

plano design skirting seamless effect

plano BF

Can a skirting be an integral part of the design?
With the new Plano Design range it can.
The Plano Design range has been developed to be installed as part of the wall, giving a fully coordinated finish to both the wall and floor and becoming an integral element of the design.
The base of the system is built into the wall structure, being fitted with the plaster and plasterboard (drywall) for a flush finish. The decorative finishing profile then fixes to the base, creating a seamless effect.
The interlocking finishing profile can be adjusted up to 5 mm in height to allow for slight undulations in the floor.
Patented system "Plano Design"
Illustrated scale dimension 1:1

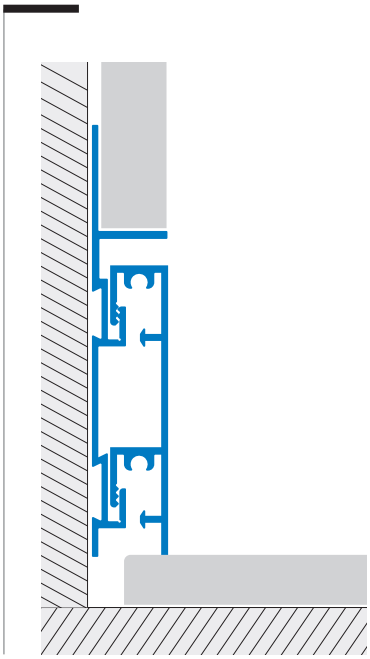

PLANO BASE BF 600 ASN Silver Anodised Aluminium

This anodised aluminium profile has a silver coating.
Good tolerance of the visible side to aluminium natural oxidation.

Material: Extruded anodised aluminium
Colour : Silver
Length: 4,00 metres
BASE Visible height: 60 mm

H = mm	Art.
60	BF 600 ASN

PLANO TOP BF 550 ASN Silver Anodised Aluminium

This anodised aluminium profile has a silver coating.
Good tolerance of the visible side to aluminium natural oxidation.

Material: Extruded anodised aluminium
Colour : Silver
Length: 4,00 metres
TOP height : 55 mm

H = mm	Art.
55	BF 550 ASN

PLANO TOP BF 550 AM 11 Aluminium powder coated-Mat White

This aluminium profile is lacquered with polyester powder base varnish paint in order to guarantee tolerance against main domestic cleaning products and atmospheric
agents as well as UV rays.

Material: Extruded powder coat aluminium
Colour: White Mat
Length: 4,00 metres
TOP height : 55 mm

H = mm	Art.
55	BF 550 AM11

PLANO TOP BF 550 RO* Wooden Oak

Wooden Oak profile, available gloss painted or natural, treatable with a suitable coating or protective oil to achieve the required colour.

Material: Solid Wood
Colour: RON Natural Oak
Colour: RO Gloss painted Oak
Length: 4,00 metres
Top height: 55 mm

H = mm	Art.
55	BF 550 RON
55	BF 550 RO

External Corner junction and end-cap conceived to avoid the 45° cut. Available for the silver anodised and mat white versions, codes BFC 550 AS (silver) and BFC 550 AM 11 (mat white). There is no need of internal corner pieces as the profiles overlap, thus compensating possible cut imperfections.

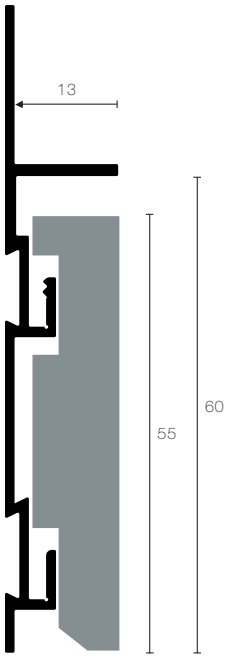

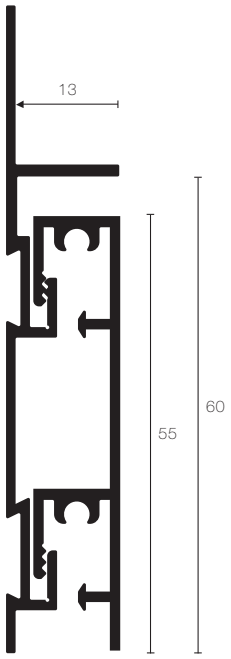



The finishing profile is available in three finishes to co-ordinate with any interior design: a powder coated finish to harmonize with the wall colour, anodised aluminium for a modern look or in an oak finish to complement floors and furniture.

The support profile is installed at the same time as the wall finish to sit flush with the wall, acting as the wall base and allowing the plasterworks to be neatly finished.

The finishing profile is fixed once the floor and wall coverings have been fitted and allows for minor differences in floor height +/- 2, 5 mm.

profile for plasterboard

plano PS130

Plasterboard is the preferred material of the modern construction industry for both residential and commercial buildings. The new and unique anodised aluminium profile **PS 130**, has been designed to work with plasterboard installations as both a finishing and decorative element for an added value. This new profile is ideal for use with this type of substrate both as a negative jolly providing a modern minimalist effect with the option of joining it to the floor with the skirting board series PLANO DESIGN BF or as a decorative ceiling gap, in line with the latest design trends.
The visible section of 13mm x 13mm perfectly fits with the most popular plasterboard thickness.
Illustrated scale dimension 1:1

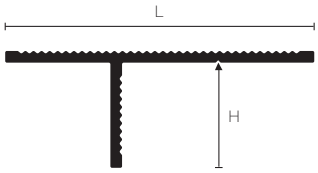

PLANO PS 130 ASN Silver Anodised Aluminium - Profile for plasterboard

This anodised aluminium profile has a silver coating.
Good tolerance of the visible side to aluminium natural oxidation.

Material: Extruded Anodised Aluminium
Colour: Silver
Length: 2,70 metres

H = mm	Art.
13	PS 130 AS

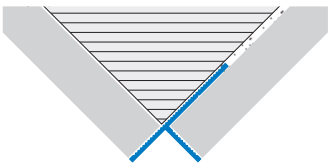

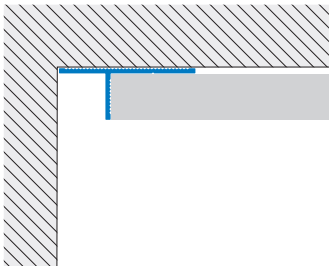

co-ordinating skirting dual-coloured design "Bicolor Design"

wallprotection™ WB

Synthetic resin skirting, through coloured to hide the effects of wear and damage. The smooth surface makes it easy to clean and more hygienic than traditional skirtings.
Available in colours and a range of dual-coloured options, the profile is coved to allow it to be "set-in" to the flooring using a cold weld procedure for a totally homogeneous finish.
Thanks to the particular material composition and to the specific cavity at the bottom, this skirting can also be chemically welded to the PVC floor, as often required by hygiene standards.
The WB skirting profile can be co-ordinated with the other profiles in the wall protection range - corner protectors (WA) and bumper guards (WP).
Illustrated scale dimension 1:1,2

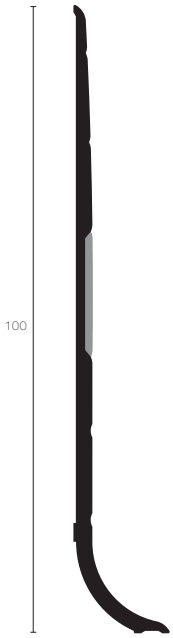



Here below a complete and coordinated system of corner protections in plastic material "bicolor design". Designed to protect wall corners particularly in public environments.

WALLPROTECTION WB 100 P* Skirting in solid coloured synthetic resin

Synthetic resin skirting co-extruded to offer a dual-colour effect if required. Resistant to impact damage and most diluted chemicals and detergents.

Material: Resintop
Colours: other colours on request, as per RJ-P series on page 97
Length: 2,70 metres
Height: 100 mm

H=mm	Finish	Art.
100	White/ Grey Insert	WB 100 P11/22
100	White/ Pure White Insert	WB 100 P11/11
100	Grey/ Grey Insert	WB 100 P22/22

co-ordinated wall protection strip dual-coloured design "Bicolor Design"

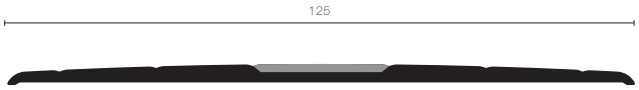

wallprotection™ WP

Synthetic resin wall protection strip, through-coloured to hide the effects of wear and damage. The smooth surface makes it easy to clean and more hygienic than traditional skirtings.
Available in colours and a range of dual-coloured options, the WP wall protection strip can be co-ordinated with the other profiles in the wall protection range - corner protectors (WA) and skirting (WB).
Together with an aesthetic value the dual-colour effect with a darker colour in the central part improves its resistance to trolleys and stretchers passage.
Illustrated scale dimension 1:1,5



WALLPROTECTION WP 125 P* strips in solid coloured synthetic resin

Synthetic wall protection strips manufactured with two different types of material allowing to get a dual-colour effect if required.
Resistant to impact damage and most diluted chemicals and detergents.

Material: Resintop
Colours: other colours on request, as per RJ-P series on page 97
Length: 2,70 metres
Width: 125 mm

B=mm	Finish	Art.
125	White/ Grey Insert	WP 125 P11/22
125	White/ Pure White Insert	WP 125 P11/11
125	Grey/ Grey Insert	WP 125 P22/22

co-ordinated
corner protection
dual-coloured design
“Bicolor Design”

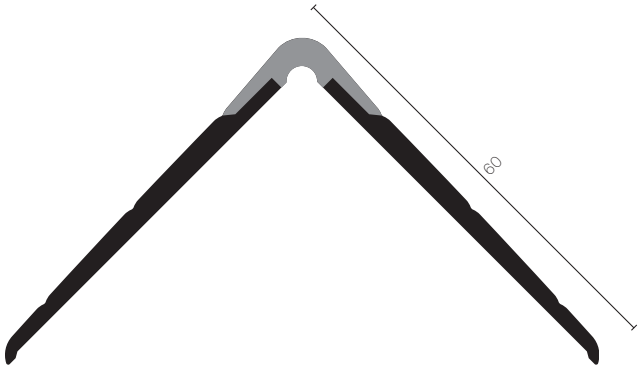

wallprotection™ WA

Synthetic resin corner protection profile, through-coloured to hide the effects of wear and damage. The smooth surface makes it easy to clean and more hygienic than traditional skirtings. Available in colours and a range of dual-coloured options. Together with an aesthetic value the dual-colour effect with a darker colour in the central part improves its resistance to trolleys and stretchers passage. These corner protection profiles can be perfectly co-ordinated with the other profiles in the wallprotection range - wall protection strips (WP) and skirting (WB).
Illustrated scale dimension 1:1



WALLPROTECTION WA 60 P* corner protections in coloured synthetic resin

Synthetic resin corner protections manufactured with two different types of material allowing to get a dual-colour effect if required. Resistant to impact damage and most diluted chemicals and detergents.

Material: Resintop
Colours: other colours on request, as per RJ-P series on page 97
Length: 2,70 metres
A x B: 60 x 60 mm

AxB	Finish	Art.
60x60	White/ Grey Insert	WA 60 P11/22
60x60	White/ Pure White Insert	WA 60 P11/11
60x60	Grey/ Grey Insert	WA 60 P22/22

profiles and accessories for laying

Very often particular profile or trim detailing may rapidly solve a laying job successfully because the layer has skillfully performed his work avoiding approximate patch work or waste time over a “special product” search. He has simply laid the proper profile or accessory for that kind of necessity.

As a completion to the vast assortment of profiles, PROFILITEC® supplies a variety of accessory articles for various laying jobs with the intention of meeting professional requirements in every building sector as well as for the DIY sector.

Spacers, support elements and stair carpet trims along with a multitude of different sized and material profiles to satisfy the most demanding detailing job.

spacers for tile laying

Perforated plastic spacers for a regular and gauged grout joint tiling in wall and floor coverings. Realised in synthetic material resistant to chemical agents. Available in all the sizes normally required by tile joints. Their anti-floating shape is conceived to keep the spacer imbedded into the fresh grout during tiling and beating. Delivered in 500 pcs bags organized in dispenser displays.
Illustrated scale dimension 1:1

DIC/DIT spacers requirement scheme

Tile size	60	60	40	40	40	33	30	30	25	20	15	13	13	10	10
in cm.	x	x	x	x	x	x	x	x	x	x	x	x	x	x	x
	60	30	40	30	20	33	30	20	25	20	15	26	13	20	10
Quantity per m²:															
Cross shaped spacer +:	6	12	14	18	24	18	22	34	32	50	88	60	120	100	200
T shaped spacer:	3	6	7	9	12	9	11	17	16	25	44	30	60	50	100

CROSS SHAPED SPACER DIC

Manufactured in polypropylene. 4 mm thickness for the spacers 1-2-3-4-5 mm wide, 6 mm for the DIC 70 and 8 mm for the DIC 100.

Material: Polypropylene
Widths: 1, 2, 3, 4, 5, 7, 10 mm



L=mm	Art.
1	DIC 10
2	DIC 20
3	DIC 30
4	DIC 40
5	DIC 50
7	DIC 70
10	DIC 100

"T" SHAPED SPACERS DIT

Manufactured in polypropylene. 4 mm thickness for the spacers 1-2-3-4-5 mm wide, 6 mm for the DIT 70 and 8 mm for the DIT 100.

Material: Polypropylene
Widths: 1, 2, 3, 4, 5, 7, 10 mm

L=mm	Art.
1	DIT 10
2	DIT 20
3	DIT 30
4	DIT 40
5	DIT 50
7	DIT 70
10	DIT 100

WEDGE DIS

Manufactured in polypropylene. 5 mm height. Helps to compensate possible screed level differences.

Material: Polypropylene

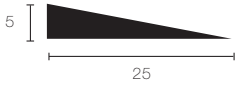

L=mm	Art.
5	DIS 50

frontal dispenser, the new system that renews stocks

New 'Dispenser' boxes make it easier to take out cross and "T"-shaped spacers for tile laying.
The contents size is stamped on every plastic bag you pull out from the new front dispenser. This enables to have always an ordered warehouse of all sizes, helping the stock recovery, with the right size and the item code always at hand.
The boxes are superimposable and multiple of a pallet to optimise the transport and the stocking.

Frontal content size label for an immediate stock check.

Drawing	Content	Article	Size	Pieces for Set	N. Set
	☐	DIC 10	1 mm	500	60
	☐	DIC 20	2 mm	500	60
	☐	DIC 30	3 mm	500	50
	☑	DIC 40	4 mm	500	40
	☐	DIC 50	5 mm	500	40
	☐	DIC 70	7 mm	500	15
	☐	DIC 100	10 mm	500	10

Drawing	Content	Article	Size	Pieces for Set	N. Set
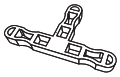	☐	DIT 10	1 mm	500	60
	☐	DIT 20	2 mm	500	60
	☐	DIT 30	3 mm	500	50
	☐	DIT 40	4 mm	500	40
	☐	DIT 50	5 mm	500	40
	☐	DIT 70	7 mm	500	15
	☐	DIT 100	10 mm	500	10

Drawing	Content	Article	Size	Pieces for Set	N. Set
	☐	DIS 50	5 mm	500	50

magnets for inspection tiled panels

A magnetic device for creation of a discrete tiled acces panel with four magnetic tabs placed on the corners. It is a universal application suitable for all types of tiles, ensuring a neat finish. Can be easily removed and replaced at all times.

magtec™



INSTALLATION:
Determine on the wall the inspecting panel position and size. The panel sides should correspond to square modules of one or more tiles connected with a support base. Glue the 4 fixing plates on the wall covering tile rear side, along the inspecting panel opening. Make an access panel by fixing the four magnets with adhesive, one on each corner, on the single tile or tile-panel created previously, checking that they are well aligned with the plates on the wall.
Make sure that the adhesive is completely dry before placing the inspection panel back on the wall.
If necessary seal along the inspecting panel perimeter with silicon. This seal may subsequently be cut to allow removal of the panel.

MAGNETIC tabs for tile panel - wall inspection

Metal tabs with magnetic elements fixed to them. 4 tabs with magnets plus 4 perforated backing fixing plates.

Material: galvanised steel

Description	Art.
4 magnets + 4 plates	MAG

profile for entrance mat framing

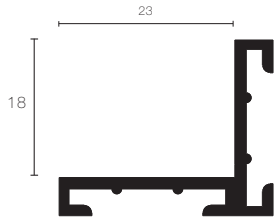

entrytec™ BU

Matwell frame to create, finish and protect a recess in the sub-floor that is used to accommodate an entrance barrier mat.
ENTRYTEC BU can accommodate entrance mats up to 23 mm in thickness and is reversible to allow quick installation of the most popular mat thicknesses (18 mm and 23 mm).
The matwell can also be infilled with screed to suit thinner gauge entrance mats. The matwell frame is supplied with fixing connectors for easy on-site assembly and is fixed to the substrate prior to screeding and mat installation.
Illustrated scale dimension 1:1

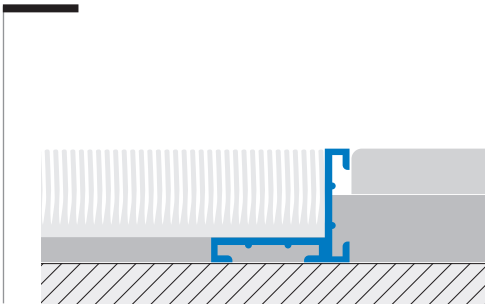

ENTRYTEC BU 18/23 AS Aluminium Silver

Reversibile profile in aluminium. It can match two different entrance mat thicknesses.

Material: Extruded Aluminium Anodised
Length: 2,70 metres
Colour : Silver

H + H_1	Art.	Finish
18 / 23	BU 18/23 AS	Aluminium Silver

ENTRYTEC BU 18/23 ON Natural Brass

Reversibile brass profile. It can match two different entrance mat thicknesses.

Length: 2,70 metres

H + H_1	Art.	Finish
18 / 23	BU 18/23 ON	Natural Brass

ENTRYTEC BU* Mounting Accessories

Natural WS brass fixing cramp to put drown in the cement and internal corners bracket in natural aluminium to help junction of 45° cut profiles.

Art.	Finish
BUS 20 ON	Natural Brass
BUI 20 AN	Natural Aluminium

stair carpet profiles and accessories

Profiles and accessories for stair carpeting.
Hollow section triangular or round stair rods manufactured both in brass and aluminium to be installed either with fixed or opening supports, for an easy carpet cleaning.

Brass fixing support for triangular stair rod

Opening polished brass supports for triangular rods to be fixed with screws. To match with rectangular rods Code TTR 16 AO and TTR 16 OL.

Material: Polished brass

Art.	Finish
STR 13 OL	SET Polished brass

Triangular stair rod

To fix with the Polished Brass supports Code STR 13 OL.

Material: Extruded gold bright polished aluminium
Extruded polished brass



BxH	Art.	Finish
16x16	TTR 16 AO	Gold Polished Alum.
16x16	TTR 16 OL	Polished Brass

Brass fixing support for round stair rods

Polished brass fixing supports for round stair rods complete with fixing self-tapping screw to match with round stair rods in gold anodised aluminium Code TTO-AO and in polished brass Code TTO-OL.
Chromed version available for rod diameter 11 mm, Code SUP 12 OC.

Material: Polished extruded brass

ø	Art.	Finish
12	SUP 12 OL	Polished Brass
14	SUP 14 OL	Polished Brass
16	SUP 16 OL	Polished Brass

Polished Brass hinge fixing support

Polished brass hinge fixing supports for round stair rods to be fixed with screws, matching with round stair rods in gold anodised aluminium Code TTO-AO and in polished brass Code TTO-OL.

Material: Polished brass

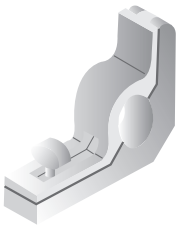

ø	Art.	Finish
12	CER 12 OL	Polished Brass
14	CER 14 OL	Polished Brass
16	CER 16 OL	Polished Brass

Pre-cut stair rods

In brass or anodised aluminium gold finish. Available in 80,90,100 and 120 cm length, complete with end caps.
Stair rods are also available in 3,20 m lengths with end caps to be ordered separately Art. TAP-OL. To be fixed with the eyelet supports Art. SUP-OL or with hinge support Art. CER-OL.
Bright polished-chrome aluminium version available for rod diameter 11 mm in 3,2 m length, Code TTO 11 ASB, with relevant end caps in chromed brass, Code TAP 11 OC and supports SUP 12 OC.



Finish	ø11	ø13	ø15
Gold Anod. Alum	TTO 11 AO	TTO 13 AO	TTO 15 AO
Polished Brass	TTO 11 OL	TTO 13 OL	TTO 15 OL

steel, brass and aluminium custom designed profiles

Customized profiles designed and manufactured in our production facilities to satisfy all technical demands, whether it is to simply cover over a joint gap or partition or to provide special joint, protection or refurbish trim or edging, whenever our standard profiles are not able to meet the project requirements. Flexibility and expertise to meet all specifications, with a punctual and reliable service even for a limited quantity order.

Required specifications:

a) Measurements of each side (mm) – possibly with drawing
b) Required finish: ☐ Natural ☐ Polished ☐ Brushed
c) Option: ☐ perforated ☐ pre-drilled ☐ self-adhesive
d) Holes: ☐ countersunk ☐ not countersunk
e) Holes: position and visible side
f) Standard Length: 2,70 metres
g) Available material: ☐ Aluminium 1,5 mm
☐ Stainless Steel 1 mm -1,2 mm
☐ Brass 1 mm - 1,2 mm



display panels for showroom



DISPLAY PANELS FOR SHOWROOM:

Innovative graphic elements. Real profile samples. 5 different cross sections. New elements for display marketing devoted to showrooms with technical solutions!
A panel for showrooms, ideal in size and proportions for inclusion in the most common display cases for ceramic tile showrooms.
Five display grids divided into sectors, product photos and real samples.
A carefully designed instrument in line with the needs of the most important showrooms.
Display goods in a dynamic way, attracting attention and presenting and offering new solutions means creating added value.

TECHNICAL SOLUTIONS
5 different boxes of technical profiles
MEASUREMENTS: 200x100 cm
WEIGHT: 6,5 KG

DESIGN SOLUTIONS
5 different boxes of design profiles
MEASUREMENTS: 200x100 cm
WEIGHT: 6 KG

CUBETEC DISPLAY TOTEM:

Profilitec spa presents CUBETEC, the innovative showroom display system: a Totem in die-cut cardboard consisting of 6 different cubes for different product families.
Decorative element for showrooms, extremely flexible in use.

CUBETEC:
Total totem height: 212 cm
Cube dimensions: 38x38x38 cm
6 cubes for 6 product families:
Floors; Steps; Wall tiles;
System joints for balconies;
Skirtings, Expansion Joints

sales support profile

A complete range of profile display stands ensuring optimum presentation of our products, a key tool for DIY sales and for the organisation of your shop/storage space. Table of photographs captures the attention and clearly explains the function of products displayed.

Two product lines, two display lines, with professional length profiles cut to the European standard of 2,70 metres and available in pre-cut lengths of 0,90 and 1,35 metres for easier applications for the less expert.

Art 1091/C CERAMIC LINE PROFESSIONAL DISPLAY
Table of photographic illustrations detailing the main applications of the profiles. Entirely in white coated metal with 16 column spaces for a clear division of the products.
Dimensions L= 100 cm B= 37 cm H= 270 cm

Art 1091/M MULTICLIP LINE PROFESSIONAL DISPLAY
Table of photographic illustrations detailing the main applications of the profiles. Entirely in white coated metal with 16 column spaces for a clear division of the products.
Dimensions L= 100 cm B= 37 cm H= 270 cm

Art 1091/B SKIRTINGS LINE PROFESSIONAL DISPLAY
Table of photographic illustrations detailing the main applications of the profiles. Entirely in white coated metal with 16 column spaces for a clear division of the products.
Dimensions L= 100 cm B= 37 cm H= 270 cm

Art 1090/C FLOOR LINE DIY DISPLAY
Table of photographic illustrations detailing the main applications of the profiles. Entirely in white coated metal with 12 hangers for a clear division of the products.
Dimensions L= 80 cm B= 37 cm H= 230 cm

Art 1090/M MULTICLIP LINE DIY DISPLAY
Table of photographic illustrations detailing the main applications of the profiles. Entirely in white coated metal with 12 hangers for a clear division of the products.
Dimensions L= 80 cm B= 37 cm H= 230 cm



Clear and simple to understand thanks to a clear system of labelling which details each product and its application as well as an EAN 13 bar code for computerised stock management.
Profiles pre-cut to length of 0,90 metres in order to adapt to the most common single door widths, 1,35 metres to adapt the profile to the thresholds of safety doors and to double doors.
Packaged in completely recyclable polypropylene with hanger for the FLOOR and MULTICLIP lines. The CERAMIC line comes without polypropylene packaging and hanger.

sales support profile

INTERNET

A new interactive website that can guide the user directly to the solution he seeks. Technical data sheets dedicated to each individual article, specification items, profile of raw materials. A virtual hand-book answering to all your questions.
A fast one click to respond to requests for private people, designers and professionals.

LITERATURE:

Product Catalogue & Pricelist, comprehensive tools that have a rich heritage of technical solutions, with all different installation guidelines and specifications, indicating the available finishes and sizes. Real photos of each product, all items of the specifications, the profile of raw materials.
Indispensable tools for an accurate choice of design accessories and finishing details in modern or traditional environments, to solve the most common problems of construction and installation. Solutions available just at one read.

SAMPLE FOLDERS & DISPLAYS:

Innovative 3-dimensional display systems for the counter stand to present specific dedicated solutions. Dynamic tools for the counter stand, conceived for the showroom sellers. Real samples, emotional photos, attention to installation details, product explanations. Immediate and effective solutions to everyday job. Seizing each single opportunity adding value to all particulars.

SAMPLES MOCK-UP

Marketing solutions with dedicated samples displays created ad hoc to present each specific product line. Real products displayed in actual laying recontructions. Numerous profiles presented, realistic three-dimensional stands, sample pictures, code references to facilitate their understanding. An interactive tool at the service of a quality business.

INSTRUCTIONS FOR LAYING PROFILES WITH THE SAME ADHESIVE USED FOR COVERING MATERIAL:

1) Choose the profile with a height which corresponds to the thickness of the covering material and pay special attention to not let the profile top face rise above the paving surface - it is actually best to fix it approx. 0,5÷1 mm below the tiled surface.
2) Trowel the adhesive over the entire area of the profile application.
3) Cut the profile to desired length and embed it with the perforated flange down into the screed bedding while keeping it perfectly aligned.
4) Trowel an additional layer of adhesive on the perforated flange and in the small gaps along the profile vertical section flush with the covering edge.
5) Leave an approx. 2 mm space between the profile and the tile edge to be filled over with the common grout or sealant normally used for tiling.

Note: Aluminium profiles bear a limited tolerance to alkaline. Therefore it is advisable to evaluate their use considering their expected exposure to chemical agents.
Through contact with cementitious compounds, aluminium profiles may be subject to corrosion processes, therefore it is best to make sure to remove immediately any excess glue/grout. In addition it is important to use the proper quantity of glue and respect the adequate drying time in order to prevent formation of water stagnation gaps with consequent production of alkaline substances that may trigger a potential electrolyte phenomenon.

INSTRUCTIONS FOR SELF-ADHESIVE PROFILES INSTALLATION:

1) Check that the surface is solid, even and clean, free from dirt and greasy substances and that the temperature is not below 15 °C.
2) Cut the profile to the desired length, remove protective film for the adhesive part and position the profile without any further adjustments.
3) Apply and press evenly without hammering.

INSTRUCTIONS FOR LAYING DRILLED PROFILES WITH SCREWS AND DOWELS:

1) Cut the profile to the desired length.
2) Align the profile marking the holes position according to the profile pre-drilled holes.
3) Insert dowels and screws in using countersunk-head screws suitable for the profiles holes (for threshold profiles application: use 3 mm size screws and 5x25 mm dowels).

INSTRUCTIONS FOR THIN BED EXPANSION JOINTS INSTALLATION WITH THE SAME ADHESIVE USED FOR COVERING MATERIAL:

1) Select the profile in consideration of the load and expansion rates it will be subject to, with a height which corresponds to the thickness of the covering material and pay special attention to not let the profile top face rise above the paving surface - it is actually best to fix it approx. 0,5÷1 mm below the tiled surface.
2) Trowel the adhesive over the entire area of the profile application.
3) Cut the profile to desired length and embed it with the perforated flange down into the screed bedding while keeping it perfectly aligned.
4) Trowel an additional layer of adhesive on the perforated flange and in the small gaps along the profile vertical section flush with the covering edge.
5) Leave an approx. 2 mm space between the profile and the tile edge to be filled over with the common grout or sealant normally used for tiling.

Note: Aluminium profiles bear a limited tolerance to alkaline. Therefore it is advisable to evaluate their use considering their expected exposure to chemical agents.
Through contact with cementitious compounds, aluminium profiles may be subject to corrosion processes, therefore it is best to make sure to remove immediately any excess glue/grout or sealant. In addition it is important to use the proper quantity of glue and respect the adequate drying time in order to prevent formation of water stagnation gaps with consequent production of alkaline substances that may trigger a potential electrolyte phenomenon.

INSTRUCTIONS FOR MOVEMENT JOINTS SCREED-DEEP BED INSTALLATION:

1) Select the profile with a height matching the screed entire depth.
2) Embed the profile in the existing screed gap or position it and then proceed with the paving making sure that the profile protrudes of 2 to 3 mm above the final finished surface of floor.
3) Tile as normal and flush the profile with the tile surface with a rubber hammer protecting it with a wooden batten.
4) Proceed with the grouting as normal making sure that all inter-spaces between tile and profile are filled in.

INSTRUCTIONS FOR STRUCTURAL EXPANSION JOINTS INSTALLATION:

1) Initially check all edge borders of the profile to verify its suitability to work purpose.
2) If necessary, level out the underlying bedding where the profile is to be positioned with a 10 cm wide soft mortar layer considering that the joint must eventually flush with the finished floor. It is imperative that the profile does not protrude above the flooring surface.
3) Slip the rubber infill into the metal insert before aligning the expansion joint in site.
It is advisable to protect the rubber with some adhesive tape to avoid any cement spot.
4) Align the profile checking its linearity and fix the flange wings into the mortar bedding with chemical or mechanical expansion plugs sized according to the load stress expected on the structure and to the sub-floor characteristics.
5) The fastening must be in parallel correspondence of each side running the plugs insertion alternately every 30 cm. down the flange holes.
6) If necessary and depending on the covering material, it is advisable to make a 3 to 5 mm elastic sealing between profile and tile edge.

The load capacity is effective only providing that the joint profile installation has been properly executed, in strict observance of the given technical instructions as far as the estimated expansion rates, possible extra dynamic loads and the sub-floor consistency are concerned.

GENERAL INDICATIONS:
For less than 12 mm wide thin bed application expansion joints to be installed while tiling and deep bed application expansion joints, the maximum permitted loading is not indicated with a specific icon. In reality joints of such a limited width are not affected by tyre load which is mostly diffused on the covering surface. Metal joints generally have a good resistance against vehicle passage and rubber wheeled fork-lift trucks transit, thus increasing the covering edge protection.
Calculations relating to expansion joints, correct positioning, sizing and selection of the same should be carried out by the planner taking the following points into consideration: estimated structural and flooring movements, traffic type, presence of possible external agents.
More specific technical information are available on request.

See also general warranties on page 210.

Horizontal expansion due to structural settlements, beam bays shrinkage-flexion and shrinkage-compression movements depending on load variation; expansion due to changes in temperature.

Vertical movements due to structural settlement and to different sinking-settlement rates in the connection between two semi-detached buildings.

Rubber wheeled supermarket trolleys, stretchers and airport or hotel luggage trolleys.

Car advancing slowly with a wheel load of 600 kg without increase in load due to swerve.

Fork-lift trucks and transport vehicles (DIN 1055) with solid rubber tyres (maximum permitted tyre load as indicated in specific icon, calculated based on a wheel imprint of 20 x 20 cm).
Note that loading is strictly linked to wheel dimensions and to possible dynamic increases not taken into consideration in the indicated values.

Rubber tyred vehicles (DIN 1072) advancing slowly (maximum permitted tyre load as indicated in specific icon, calculated based on a wheel imprint of 20 x 40 cm).
Note that loading is strictly linked to wheel dimensions and to possible dynamic increases not taken into consideration in the indicated values.

Vulkollan or polyamide wheeled fork-lift trucks and transport vehicles with wheel load as per diagram below. Wheels entirely in metal are excluded.

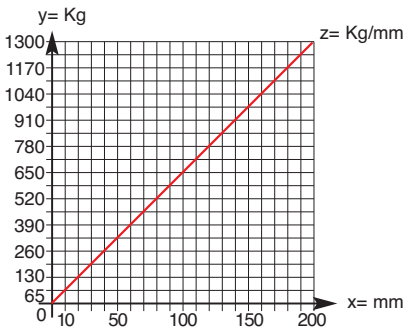

Diagram of maximum permitted load for synthetic material wheeled trolleys.
Load behaviour relating to wheel dimensions is illustrated in the example.

X= Wheel width (mm)
Y= Wheel max. load (Kg)
Z= 6,5 Kg/mm wheel width

technical profile

ALUMINIUM:

Composed of a primary alloy particularly suitable for more complex extrusion processes, it offers a high general tolerance along with a quality top at a natural state for further finish treatments. Hot tempered this metal alloy bears a 70 Kg/mm² Brinnel HP hardness.

ALLOY Al Mg 0,5 Si 0,4 Fe 0,2 UNI 9006/1 EN 573/3 EN AW 6060

Mg%	Si%	*Fe%	*Ti%	*Cu%	*Cr%	*Mn%	*Zn%	Other%	Al%
0,35÷0,60	0,30÷0,60	0,30	0,10	0,10	0,05	0,10	0,15	0,05÷0,15	Rest

* Maximum permitted values

ANODISED ALUMINIUM:

Anodic oxidation process against corrosion generated by atmospheric agents not associated with galvanization processes. Profiles are previously treated so as to become uniformly mat and subsequently electro-chemically oxidized and coloured in the standard Silver, Gold, Bronze, Copper and Titanium, with a coating till 20 micron.

BRIGHT POLISHED ALUMINIUM:

It consists of a special pre-shine chemical/machine process and then of a colour dip for Gold, Chrome, Copper and Titanium finish. The profile product maintains the same chemical and mechanical resistance qualities as the anodised versions with an aesthetic bright appearance which make it similar to gilt or chromed surfaces.

POWDER COATED ALUMINIUM:

The powder coating procedure starts with a chrome-phosphate pre-treatment to proceed then with a polyester powder base coating through electrostatic method. This results in an elevated tolerance to atmospheric agents and UV stabilization. The entire profile undergoes an average 60 micron coating. In addition, the colour fastness by heat impression supplies a further guaranteed resistance to mechanical impact and chemical aggression.

STAINLESS STEEL:

Stainless steel profiles are produced through cold rolling procedure with a steady thickness control. They differ then from the correspondent aluminium or brass profile version manufactured with hot extrusion processes, of which they maintain nevertheless the application and dimensional characteristics. Stainless steel effectively resist to high mechanical solicitations and is particularly indicated for chemical, food-processing and hospital environments, to meet with the hygiene, durability and chemical resistance requirements.
The brushing and mid-polishing finish process is obtained through quartz-fibre nylon rotary brushes which create the mat effect on the profile but leave the characteristics unaltered.
Manufactured in different grades/standards, whose main characteristics are indicated below:

AISI	DIN	*C	Cr	Ni	*Si	*Mn	Mo
430	1,4016	0,10	16,0÷18,0	-	1,0	1,0	-
304	1,4301	0,07	17,0÷19,5	8,0÷10,5	1,0	2,0	-
316L	1,4404	0,03	16,5÷18,5	10,0÷13,0	1,0	2,0	2,0÷2,5

* Maximum permitted values

STAINLESS STEEL AISI 430 - E N X 8 Cr 17 - DIN 1,4016:

Steel belonging to the FERROUS Ferrite category; considered as stainless even if in areas subject to particularly corrosive agents, it may stain and be subject to partial oxidation depending on the materials it is associated with during installation.

STAINLESS STEEL AISI 304 - EN X 5 CrNI 18 10 - DIN 1,4301:

Steel belonging to the AUSTENITE category which composes the most popular alloy aggregate for a performing product. It is resistant to most commonly used chemicals but it may spot or darken on top surface. In such case, it is easily buffed out with a conventional polishing product to bring it back to its original shine.

STAINLESS STEEL 316 - EN X 2 CrNiMo 17 12 2 - DIN 1,4404:

Steel belonging to the AUSTINITE category; its alloy aggregate comprises Nickel, Chrome and Molybdenum, the latter conferring an excellent resistance to harsher conditions such as presence of Chlorine and salt concentrations.

BRASS:

Brass profiles are characterized by a high tolerance to mechanical stress which promotes them as highly indicated products for flooring and coverings with intense transit, like industrial applications and in correspondence to expansion joints.
Brass also offers a high resistance to chemical agents normally present during ceramic tile laying. In case of constant presence of humidity the brass may suffer from oxidation and consequently darken. Spotting can be easily removed with a conventional polishing product to bring it back to its original shine.
Brass profiles are manufactured either from hot extrusion or cold rolling precesses with a steady sheet thickness control.

EXTRUSION ALLOY Cu Zn 40 Pb2 Al EN 12167 CW 618N

**Cu%	*Pb%	*Sn%	*Fe%	*Ni	**Al%	Zn%
58	2,6	0,20	0,20	0,10	0,15	Rest

COLD ROLLING ALLOY Cu Zn 37 EN 1652 CW 508L

**Cu%	*Pb%	*Fe%	Zn%	Impurity%
67	0,1	0,1	Rest	0,30

** Reference values * Maximum permitted values

POLISHED BRASS:

Our polishing finish is performed by special buffing machines which enhance the natural shine of the material without altering its mechanical properties. Over time there may be a slight oxidation but the darkened area may be brought back to their original shine by use of a standard polishing product.

CHROMED BRASS:

The chrome finish effect is realized through galvanic process which confers a stainless steel like shine to the brass profile. The visual impact is appreciated and the overall appearance gains from it. High resistance to chemical aggression but limited resistance to mechanical impacts on the surface and to persistent abrasion.

THERMOPLASTIC SYNTHETIC RESIN:

RESINTOP rigid thermoplastic Synthetic Resin:

Material purposely conceived to optimize the characteristics and performance of the rigid plastic profile for permanent installation both indoors and outdoors to guarantee both endurance and aesthetic quality over time. It is developed with a primary resin base in Polyvinyl Chloride which can bear heat exposure to + 60° C .
It is UV resistant and tolerant to mechanical impact as well as to fungus and bacteria concentrations.

CHARACTERISTICS	METHOD	CONDITIONS	UNIT OF MEASURE	REFERENCE VALUE
Specific Weight	ISO 1183	23°C	Kg/dmc	1,44
Hardness	ISO 868	23°C	Shore D	81
VICAT	ISO 306	5 kg.	°C	80
Breaking Load	ISO 527	23°C	N/mmq	42
Elongation	ISO 527	23°C	%	130
IZOD	ISO 180	23°C	J/m	200
Flame Resistance	UL 94	-	Fire Rating	V-0

RESINIL Co-extruded Thermoplastic Synthetic Resin:

Primary resin material with chemical composition similar to the RESINTOP, featuring high tolerance and compatibility towards thermal forming and co-extrusion process - meaning the coupling of 2 plastic materials with different SHORE hardness rates.

CHARACTERISTICS	METHOD	CONDITIONS	UNIT OF MEASURE	REFERENCE VALUE
Specific Weight	ISO 1183	23°C	Kg/dmc	1,47
Hardness	ISO 868	23°C	Shore D	81
VICAT	ISO 306	5 kg.	°C	80
Breaking Load	ISO 527	23°C	N/mmq	41
Elongation	ISO 527	23°C	%	120
IZOD	ISO 180	23°C	J/m	200
Flame Resistance	UL 94	-	Fire Rating	V-0

RESINFLEX soft thermoplastic synthetic resin:

It bears similar chemical characteristics as the RESINIL product with which it is perfectly compatible in the CO-EXTRUSION we use for most of our expansion joints. Its plastic properties allow it to remain elastic over time.

CHARACTERISTICS	METHOD	CONDITIONS	UNIT OF MEASURE	REFERENCE VALUE
Specific Weight	ISO 1183	23°C	Kg/dmc	1,50
Hardness	ISO 868	23°C	Shore A	87
VICAT	ISO 306	5 kg.	°C	-
Breaking Load	ISO 527	23°C	N/mmq	15,5
Elongation	ISO 527	23°C	%	300
IZOD	ISO 180	23°C	J/m	-
Flame Resistance	UL 94	-	Fire Rating	V-0

RESINPRENE Vulcanized Rubber:

RESINPRENE vulcanized rubber is a modified compound NEOPRENE based, whose particular characteristics are reported here below:
Excellent mechanical performance in an operating temperature interval of -40°C to +150°C.
Highly resistant to water base fluids, oils and hydrocarbon substances and lubricants. Low permanent deformation to compression and tensile stress. Excellent resistance to ageing. It is a hard-wearing product and can withstand lacerations. These qualities are essential for the manufacturing of profiles where long lasting performance are required for both indoor and/or outdoor applications.

CHARACTERISTICS	METHOD	CONDITIONS	UNIT OF MEASURE	REFERENCE VALUE
Specific Weight	ASTM D-297	25°C	Kg/dmc	0,95
Hardness	ASTM D-2240	25°C	Shore A	70
Breaking Load	ASTM D-412	25°C	MPa	8,3
Critical Point	ASTM D-746	-	°C	-63

RESISTANCE TO CORROSIVE AGENTS:

The chart below reports the reference resistance to the most common element and diluted chemical agents. Polyvinyl Chloride products should generally never be in contact with aromatic hydrocarbons, ketones and esters.
Further information about materials are available from our technical office on written request.

CORROSIVE AGENT	CONCENTRATION	RESINTOP	RESINFLEX	RESINIL	RESINPRENE
Seawater	-	1	1	1	1
Hydrogen Peroxide	20%	1	1	1	1
Vinegar	-	2	2	2	1
Lactic Acid	-	1	3	1	2
Acetic Acid	10%	1	1	1	1
Hydrochloric Acid	35%	1	2	1	1
Acetone	50%	3	3	3	2
Alcoholic Beverage	-	1	2	1	1
Sodium Chloride	-	1	2	1	1
Zinc Chloride	-	1	1	1	1
Glucose	-	1	2	1	1
Hydrocarbons	-	3	3	3	2
Sewage	-	1	2	1	1
Diesel Oil	10%	1	2	1	1
Calcium Sulfate	-	1	2	1	1
Magnesium Salt	-	1	2	1	1
Urine	-	1	1	1	1
Wine	-	1	2	1	1
Wash Water	-	1	1	1	1

1= Resistant 2= Resistant with reserve 3= Not resistant
The tests have been made at 20°C temperature.

typical project profile

In order to facilitate the bidder's itemization for profiles, we indicate reference examples of standard contract specifications items for the profiles and laying systems of our range, divided in our main product categories.
The project application schemes must be supplemented with the selected article technical and descriptive elements as reported in this catalogue.



Profiles for floors and stairs

PROFILES FOR FLOORS AND STAIRS:

Supply of ____ metres of profile **Profilitec**® type: ____(fill in with description given for the product as it appears on catalogue)____ in ____(indicate material of profile, its colour and expected application)____

by following the manufacturer's laying instructions.

Profile dimensions; _____ mm

Article No. _____

Standard running length _____ m

Price of product _____ i/ m

Cost of laying _____ i/ m

Total Cost _____ i/ m

Expansion and separation movement joints

EXPANSION AND SEPARATION MOVEMENT JOINTS:

Supply of _____ metres of expansion joints **Profilitec**® type: ____(fill in with description given for the product as it appears on catalogue)____ in _____ ____(indicate material of profile, its colour and expected application)____

by following the manufacturer's laying instructions.

Joint Width _____ mm

Joint Height _____ mm

Dilatation coefficient +/- _____ mm

Load _____

Article No. _____

Standard running length _____ m

Price of product _____ i/ m

Cost of laying _____ i/ m

Total Cost _____ i/ m

Profiles for wall coverings

PROFILES FOR WALL COVERINGS:

Supply of ____ metres of profile **Profilitec**® type: ____(fill in with description given for the product as it appears on catalogue)____ in ____(indicate material of profile, its colour and expected application)____

including relevant external/internal corner pieces where necessary by following the manufacturer's laying instructions.

Profile dimensions _____ mm

Article No. _____

Standard running length _____ m

Price of product _____ i/ m

Cost of laying _____ i/ m

Total Cost _____ i/ m

Joint cover profiles

JOINT COVER PROFILES:

Supply of _____ metres of cover profile **Profilitec**® type: ____(fill in with description given for the product as it appears on catalogue)____ in _____ ____(indicate material of profile, its colour and expected application)____

by following the manufacturer's laying instructions.

Joint Width _____ mm

Dilatation coefficient +/- _____ mm

Article No. _____

Standard running length _____ m

Price of product _____ i/ m

Cost of laying _____ i/ m

Total Cost _____ i/ m

Structural expansion joints for floors

STRUCTURAL EXPANSION JOINTS FOR FLOORS:

Supply of _____ metres of expansion joints **Profilitec**® type: (fill in with description given for the product as it appears on catalogue) in _____ (indicate material of profile, its colour and expected application)

Including all the accessories and fixation plugs by following the manufacturer's laying instructions.

Joint Width _____ mm

Joint Height _____ mm

Dilatation coefficient +/- _____ mm

Load _____

Article No. _____

Standard running length _____ m

Price of product _____ i/ m

Cost of laying _____ i/ m

Total Cost _____ i/ m

Profiles for terraces and balconies perimeter border

PROFILES FOR TERRACES AND BALCONIES PERIMETER BORDER:

Supply of _____ metres of border profile **Profilitec**® type: (fill in with description given for the product as it appears on catalogue) in _____ (indicate material of profile, its colour and expected application)

with perforated flange for fitting along the external sloping screed edge perimeter, following the manufacturer's laying instructions and indications. Special corner joints available on request.

Profile dimensions _____ mm

Article No. _____

Standard running length _____ m

Price of product _____ i/ m

Cost of laying _____ i/ m

Total Cost _____ i/ m



Mattings

DRAINAGE SYSTEM FOR TERRACES AND BALCONIES:

Supply and laying job of _____ m² of DRAINTEC 8 membrane - **Profilitec**® total width 8 mm as drainage and protection mat composed of a polyethylene membrane coupled with an impermeable textile to be placed onto the waterproofing layer as described by the manufacture's application details.

Article No. _____

Price of product _____ i/ m²

Cost of laying _____ i/ m²

Total Cost _____ i/ m²

Skirtings and corner protections

SKIRTINGS AND CORNER PROTECTIONS:

Supply of _____ metres of profile **Profilitec**® type: (fill in with description given for the product as it appears on catalogue) in _____ (indicate material of profile, its colour and expected application)

Including external/internal corner pieces if necessary by following the manufacturer's laying instructions.

Profile dimensions; _____ mm

Article No. _____

Standard running length _____ m

Price of product _____ i/ m

Cost of laying _____ i/ m

Total Cost _____ i/ m

WARRANTIES AND RESPONSIBILITIES

All information, pictures and drawings included in this catalogue are non binding and may include printing errors. Before adopting the recommendations and suggestions here reported, we kindly ask you to check that the articles you have chosen meet your requirements and targets and are suitable to the required rates of mechanical and chemical resistance. Calculations regarding loads, positioning, mechanical and chemical resistance as well as the suitability of each single profile / movement joint and structural joint and the consequent choice of such articles, should be necessarily evaluated by a competent planner. Profilitec spa. accepts no responsibility nor will offer any explicit or implicit warranty for wrong choice of articles or of installation and misuse of the materials, nor for possible delays in delivery. In case of damage due to faulty material or to errors in production we will bear only the charge of the replacement of the faulty goods. Profilitec accepts no responsibility whatsoever for the consequences arising from an incorrect employment of products. Profilitec spa. reserves the right to make changes to products, packaging and any other element without obligation of prior notice. In the catalogue "patented system" refers to an Italian patent with an extension to other countries for some of them.

We wish to thank all those who assisted in the creation of this catalogue, which may almost be considered a guide for the development of laying techniques in particular and of building technique in general.

The best way to show appreciation for Profilitec's professionalism and the quality of the products is to try them for yourself.

© Copyright Profilitec spa
36040 Torri di Q.lo (VI) Italy
Printed September 2011.
All logos, photos, drawings, names and texts included in this catalogue are an exclusive property of Profilitec spa
All unauthorised reproduction is prohibited.

This catalogue is available in the following languages:
Questo catalogo è disponibile nelle seguenti lingue:
Dieser Katalog ist in den folgenden Sprachen erhältlich:
Ce catalogue est disponible en les langues suivantes:
ENGLISH, ITALIANO,
DEUTSCH, FRANÇAIS

Technical Catalogue Profilitec S.p.A.
Code CAT-TEC11/GB
Draft September 2011
Revision DIR./00
Distribution not controlled.

color

pure white RAL 9010

grey RAL 7038

cream RAL 1015

soft blue no RAL



corten no RAL

ivory white RAL 9001

cement grey RAL 7030

ivory RAL 1013

soft green no RAL

klinker red no RAL

rustic white no RAL

beige bahama no RAL

peach no RAL

grey micaceous no RAL

red brown no RAL

light grey RAL 9018

dark beige RAL 1019

soft pink no RAL

black RAL 9005



dark brown no RAL

stone



white marble

marble navona



caramel beige



peach pink

azure blue



light travertine

beige pink



dove beige

soft green

grey marble

beige travertine



beige yellow

antique pink

brazil green

stone grey

wood



whitened

maple

beech

oak



cherry

light walnut

dark walnut

wengé

metal

natural aluminium

aluminium polished gold

polished stainless steel

natural brass



silver aluminium



aluminium titanium

brushed stainless steel

polished brass

aluminium polished chrome

aluminium polished titanium

sanded stainless steel

chromed brass



aluminium silver brushed

aluminium copper

aluminium gold

aluminium polished copper

profilitec

The colour print and the RAL codes
are to be intended only as a reference,
that need to be always
checked with our samples

Codes Key:

Codice articolo / Sezione profilo
Article Code / Profile section
Artikelnummmer / Profiltyp
Réf. Article / Section du Profil
Cod. Artículo / Secciòn perfil
Код Изделия / Сечение Профиля

Misura principale / Altezza-Larghezza
Main measure / Height-Width
Abmessungen / Höhe – Breite
Mesure principale / Hauteur-Largeur
Medida principal / Altura-Anchura
Основной Размер / Высота- Шириа

Lunghezza profilo
Profile length
Profillänge
Longueur du profil
Largura del perfil
Длина Профиля

TR 100 ON 270

Materiale / Finitura
Material / Finish
Material / Feinbearbeitung
Matériau / Finition
Material / Decoracion
Материал / Отделка

ON
Ottone Naturale
Natural Brass
Messing Natur
Laiton Naturel
Latón Natural
Натуралная Латунь

OL
Ottone Lucido
Polished Brass
Messing poliert
Laiton Poli
Latón Lúcido
Полир. Латунь

OC
Ottone Cromato
Chromed Brass
Messing verchromt
Laiton Chromé
Latón Cromádo
Хромир. Латунь

IL
Inox Lucido
Polished Stainless Steel
Edelstahl poliert
Inox Poli
Acero fino Pulido
Полированная Нерж. Сталь

IS
Inox Spazzolato
Brushed Stainless Steel
Edelstahl gebürstet
Inox Brossé
Acero fino Cepillado
Обраб. Щёткой Нерж. Сталь

IN
Inox Naturale
Natural Stainless Steel
Edelstahl
Inox Naturel
Acero fino Natural
Натур. Нержав. Сталь

AN
Alluminio Naturale
Natural Aluminium
Aluminium Natur
Aluminium Naturel
Aluminio Natural
Натуралный Алюминий

AS
Alluminio Argento
Aluminium Silver
Aluminium elox. Silber
Aluminium Argent
Aluminio Plata
Алюм. Под Серебро

AO
Alluminio Oro
Aluminium Gold
Aluminium elox. Gold
Aluminium Or
Aluminio Oro
Алюм. Под Золото

AB
Alluminio Bronzo
Aluminium Bronze
Aluminium elox. Bronze
Aluminium Bronze
Aluminio Bronce
Алюминий Под Бронзу

AOB
Alluminio Dorato
Aluminium Bright Gold
Aluminium Brillant Gold
Aluminium Brillant Or
Aluminio Dorado
Позолоч. Алюминий

ASB
Alluminio Cromato
Aluminium Bright Chrome
Aluminium Brillant Chrom
Aluminium Brillant Chromé
Aluminio Cromádo
Хромир. Алюминий

A*
Alluminio Laccato
Powder Coated Aluminium
Aluminium beschichtet
Aluminium Laqué
Aluminio Colorado
Цветной Алюминий

P*
Resina Sintetica
Synthetic Resin
Kunststoff
Résine Synthétique
Resina Sintetica
Синтет. Резина

A
Autoadesivo
Self-adhesive
Selbstklebend
Autocollant
Autoadhesivo
Самоклеющийся

F
Forato
Drilled
Gebohrt
Percé
Taladrado
Под Шурупы

D
Deformabile
Formable
Verformbar
Cintrable
Deformable
Гнущийся

+ PROFILES FOR **FLOORS**
+ **STAIR NOSING** PROFILES
+ PROFILES FOR **WALL COVERINGS**
+ **EXPANSION JOINTS**
+ PERIMETER BORDERS AND ACCESSORIES FOR **TERRACES** AND **BALCONIES**
+ **MATTINGS**
+ **SKIRTING BOARDS** AND WALL PROTECTIONS
+ LAYING ACCESSORIES, **DIY** PROFILES AND SALES **SUPPORTS**

profilitec

positive profile

Profilitec s.p.a. socio unico
Via Brescia, 43
36040 Torri di Quartesolo
(Vicenza) ITALY
www.profilitec.com

switchboard
+39 0444 268330
fax
+39 0444 268390
e-mail
export@profilitec.com

english service
+39 0444 268331
service français
+39 0444 268333
deutsche sprache
+39 0444 268332
servicio español
+39 0444 268336